

READY-TO-GO
REPRODUCIBLES

Amazing Math

Puzzles & Mazes

By Cindi Mitchell
Grades 6-8

S C H O L A S T I C
PROFESSIONAL BOOKS

New York • Toronto • London • Auckland • Sydney
Mexico City • New Delhi • Hong Kong

Dedication

I would like to dedicate this book to my computer-wizard son, Ben Mitchell, who is my constant source of love and encouragement and always manages to fix any computer problem I throw his way!

Scholastic Inc. grants teachers permission to photocopy the reproducible pages from this book for classroom use. No other part of this publication may be reproduced in whole or in part, or stored in a retrieval system, or transmitted in any form or by any means, electronic, mechanical, photocopying, recording, or otherwise, without written permission of the publisher. For information regarding permission, write to Scholastic Inc., 555 Broadway, New York, NY 10012.

Cover design by Kelli Thompson
Cover and interior illustrations by Mike Moran
Interior design by Grafica, Inc.

ISBN: 0-439-04237-2

Copyright © 2001 by Cindi Mitchell

All rights reserved. Printed in the U.S.A.

Table of Contents

Introduction	4	Ring Toss (<i>Add Mixed Fractions</i>)	26	
BASIC OPERATIONS		Mixed-Up Fractions		
All Mixed Up (<i>Addition</i>)	5	(<i>Subtract Mixed Fractions</i>)	27	
Crisscross Number		Bull's Eye (<i>Multiply Mixed Fractions</i>)	28	
Puzzles (<i>Subtraction</i>)	6	Horsing Around with		
Fun Times (<i>Multiplication</i>)	7	Fractions (<i>Divide Mixed Fractions</i>)	29	
Professor Dee Vision's Famous		DECIMALS		
Crossword (<i>Division</i>)	8	Cat Fun		
What a Card (<i>Order of Operations</i>)	9	(<i>Changing Decimals to Fractions</i>)		30
NUMERATION		Square Madness		
Ridiculous Riddles		(<i>Compare and Order Decimals</i>)		31
(<i>Whole Number Place Value</i>)	10	Magic Square (<i>Add Decimals</i>)	32	
More Ridiculous Riddles		Silence (<i>Subtract Decimals</i>)	33	
(<i>Decimal Place Value</i>)	11	Spirals (<i>Multiply a Decimal</i>		
Amazing Primes (<i>Prime Numbers</i>)	12	<i>by a Whole Number</i>)	34	
Pattern Block Maze		Dialing for Answers (<i>Multiply a</i>		
(<i>Divisibility by 2, 3, or 4</i>)	13	<i>Decimal by a Whole Number</i>)	35	
An Amaze-ing Discovery		Brain-Bending Labyrinth		
(<i>Divisibility by 5 or 9</i>)	14	(<i>Multiply Two Decimals</i>)	36	
Maze Craze (<i>Divisibility by 6 or 8</i>)	15	What's the Point? (<i>Divide Decimals</i>)	37	
Exponent Experts Only (<i>Exponents</i>)	16	Brain Rattler		
FRACTIONS		(<i>Fractions, Decimals, Percents</i>)		38
Master Maze (<i>Renaming Fractions</i>)	17	Shop Until You Drop		
Fraction Flowers		(<i>Find Ten Percent</i>)	39	
(<i>Equivalent Fractions</i>)	18	INTEGERS		
Fraction Puzzler (<i>Equivalent Fractions</i>)	19	Galactic Math		
Star Maze		(<i>Add and Subtract Integers</i>)		40
(<i>Compare and Order Fractions</i>)	20	Brain Crusher		
Fraction Hunt (<i>Compare Fractions</i>)	21	(<i>Add and Subtract Integers</i>)	41	
Sum Fraction Fun (<i>Add Fractions</i>)	22	Seven Circles (<i>Multiply Integers</i>)	42	
Domino Math (<i>Subtract Fractions</i>)	23	Computer Glitch (<i>Divide Integers</i>)	43	
Fraction Towers (<i>Multiply Fractions</i>)	24	Answers	44	
Doggone Fun (<i>Divide Fractions</i>)	25			

Introduction



This book is filled with all types of puzzles to provide your students with hours of entertainment and fun while they learn and practice basic math skills. You'll find mazes, crossword puzzles, word searches, riddle searches, magic squares, and more. As an added bonus, your students will sharpen their reasoning skills and problem-solving abilities as they puzzle over these pages.

How to Use This Book

Each puzzle is designed to reinforce a basic math skill. At the top of each page, you will see the skill in bold letters. The Table of Contents also has a complete list of topics to enable you to identify the activities that will correlate with your curriculum easily.

Grouping

Students can complete all of these activities alone or with a partner, depending on your goals for the lesson. If you would like students to share problem-solving strategies and communicate about mathematical ideas, have them work in pairs. You may want students to use the activities independently after they have completed other work or to reinforce specific mathematical skills.

Materials Needed

All of the activities require paper, pencil, and an eraser. Brain Rattler (page 38) requires glue and scissors. We recommend that students use a calculator on Exponent Experts Only (page 16), Galactic Math (page 40), and Computer Glitch (page 43).

Taking It Further

Students not only enjoy solving mathematics puzzles; they enjoy and benefit from making them, too. After your students have completed several activities of one puzzle type, give them the opportunity to create their own puzzles based on familiar formats. Choose several student-made puzzles to copy, and distribute them for the other students to solve.

My students enjoyed making puzzles so much that we extended the idea even further: We had a Math Puzzle Afternoon for which each student created a puzzle. We made ten copies of each student's puzzle and placed the puzzles in stacks around the room. The students spent the afternoon going from one desk to another solving puzzles and enjoying math created by their classmates.

Answers

You will find the answers for each lesson at the end of the book.

I hope that after using these materials, your students will enjoy solving, making, and sharing puzzles as much as mine did. Enjoy!

Cindi Mitchell

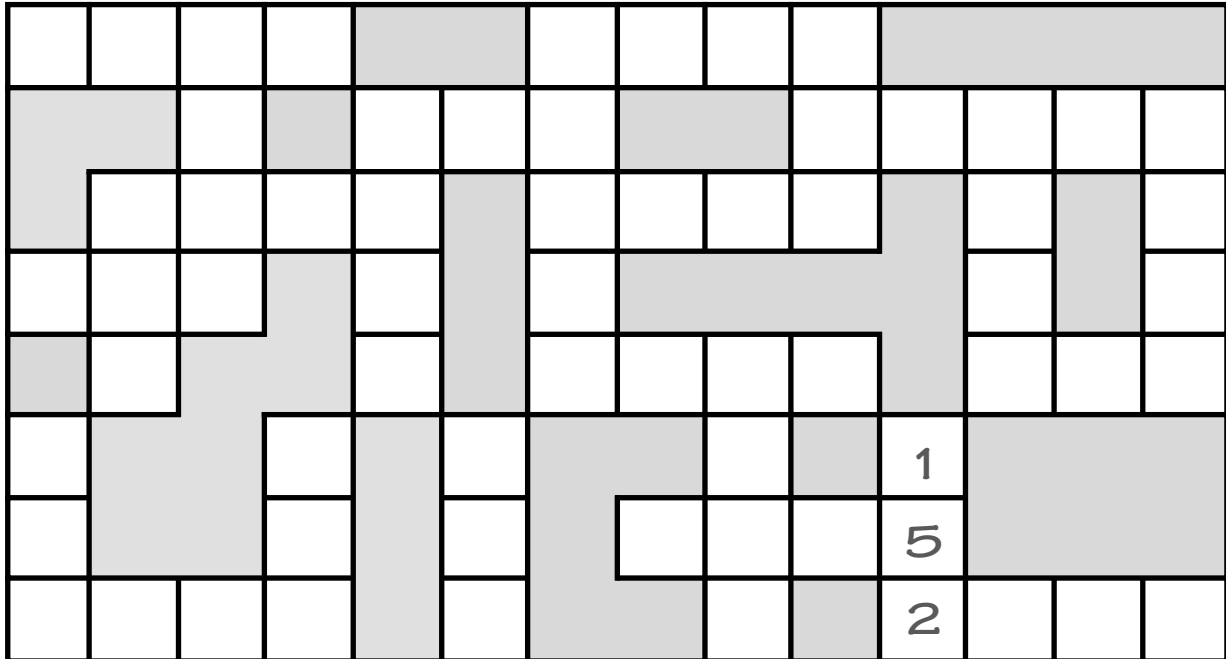
Name _____

Date _____

All Mixed Up



Finding the sums is easy. But when you try to put these numbers correctly in the puzzle, you'll find yourself all mixed up!



Find the sum and write the answer in the puzzle. Each digit can occupy only one place to make the whole puzzle fit together perfectly. The first one has been done for you.

$$\begin{array}{r} 54 \\ + 98 \\ \hline 152 \end{array}$$

$$\begin{array}{r} 69 \\ + 37 \\ \hline \end{array}$$

$$\begin{array}{r} 31 \\ + 85 \\ \hline \end{array}$$

$$\begin{array}{r} 292 \\ + 614 \\ \hline \end{array}$$

$$\begin{array}{r} 589 \\ + 92 \\ \hline \end{array}$$

$$\begin{array}{r} 261 \\ + 97 \\ \hline \end{array}$$

$$\begin{array}{r} 423 \\ + 79 \\ \hline \end{array}$$

$$\begin{array}{r} 180 \\ + 98 \\ \hline \end{array}$$

$$\begin{array}{r} 349 \\ + 301 \\ \hline \end{array}$$

$$\begin{array}{r} 2,012 \\ + 2,106 \\ \hline \end{array}$$

$$\begin{array}{r} 413 \\ + 923 \\ \hline \end{array}$$

$$\begin{array}{r} 855 \\ + 723 \\ \hline \end{array}$$

$$\begin{array}{r} 1,617 \\ + 1,281 \\ \hline \end{array}$$

$$\begin{array}{r} 4,068 \\ + 784 \\ \hline \end{array}$$

$$\begin{array}{r} 1,602 \\ + 639 \\ \hline \end{array}$$

$$\begin{array}{r} 5,142 \\ + 2,690 \\ \hline \end{array}$$

$$\begin{array}{r} 1,069 \\ + 1,103 \\ \hline \end{array}$$

$$\begin{array}{r} 1,597 \\ + 346 \\ \hline \end{array}$$

$$\begin{array}{r} 4,115 \\ + 106 \\ \hline \end{array}$$

$$\begin{array}{r} 1,022 \\ + 1,886 \\ \hline \end{array}$$

$$\begin{array}{r} 951 \\ + 1,384 \\ \hline \end{array}$$

$$\begin{array}{r} 12,401 \\ + 6,001 \\ \hline \end{array}$$

$$\begin{array}{r} 44,595 \\ + 13,816 \\ \hline \end{array}$$

$$\begin{array}{r} 5,354 \\ + 1,346 \\ \hline \end{array}$$

Name _____

Date _____

Crisscross Number Puzzles

Solve the subtraction problems. Each of the eight 4-digit answers fits into the puzzle below. One digit must be placed in each box to form a 4-digit number in each row (from left to right) and each column (from top to bottom). The clues will help you decide where to place the numbers.

$$\begin{array}{r} 1) \quad 30,771 \\ - 29,419 \\ \hline \end{array}$$

$$\begin{array}{r} 2) \quad 16,570 \\ - 13,292 \\ \hline \end{array}$$

$$\begin{array}{r} 3) \quad 70,610 \\ - 62,410 \\ \hline \end{array}$$

$$\begin{array}{r} 4) \quad 49,905 \\ - 47,559 \\ \hline \end{array}$$

$$\begin{array}{r} 5) \quad 11,852 \\ - 8,402 \\ \hline \end{array}$$

$$\begin{array}{r} 6) \quad 19,439 \\ - 9,829 \\ \hline \end{array}$$

$$\begin{array}{r} 7) \quad 12,555 \\ - 5,004 \\ \hline \end{array}$$

$$\begin{array}{r} 8) \quad 11,593 \\ - 8,454 \\ \hline \end{array}$$

	A	B	C	D
E				
F				
G				
H				

Clues

- A. All of the digits are odd.
- B. The first digit is even and less than 5.
- C. The second and third digits are equal.
- D. The sum of the digits is 10.
- E. The last digit is 8.
- F. The first digit is 1.
- G. The sum of the digits is 12.
- H. The number is even and greater than 9,000.

Follow the same instructions for this puzzle. Be careful—it has only three clues.

$$\begin{array}{r} 9) \quad 34,259 \\ - 24,941 \\ \hline \end{array}$$

$$\begin{array}{r} 10) \quad 15,031 \\ - 11,390 \\ \hline \end{array}$$

$$\begin{array}{r} 11) \quad 10,014 \\ - 2,519 \\ \hline \end{array}$$

$$\begin{array}{r} 12) \quad 9,856 \\ - 7,683 \\ \hline \end{array}$$

$$\begin{array}{r} 13) \quad 15,342 \\ - 9,711 \\ \hline \end{array}$$

$$\begin{array}{r} 14) \quad 11,916 \\ - 2,344 \\ \hline \end{array}$$

$$\begin{array}{r} 15) \quad 7,378 \\ - 5,981 \\ \hline \end{array}$$

$$\begin{array}{r} 16) \quad 16,866 \\ - 8,713 \\ \hline \end{array}$$

	A	B	C	D
E				
F				
G				
H				

Clues

- A. The sum of the digits is 23.
- E. The number is divisible by 3.
- G. The number is divisible by 5.

Name _____

Date _____

Fun Times

Do the multiplication problems at the bottom of the page, and place the answers in the crossword puzzle.



A.				B.			C.					
D.			E.				F.		G.			
			H.					I.				
								J.				

Across

- A. 24 X 16 = _____
- B. 410 X 103 = _____
- D. 392 X 145 = _____
- F. 997 X 817 = _____
- H. 1,157 X 102 = _____
- J. 1,168 X 455 = _____

Down

- A. 375 X 86 = _____
- B. 418 X 119 = _____
- C. 342 X 102 = _____
- E. 1,056 X 467 = _____
- G. 1,122 X 507 = _____
- I. 1,194 X 365 = _____

By the way, do you know why the person who made this puzzle got fired from her job?

Too many words!

Name _____

Date _____

Professor Dee Vision's Famous Crossword

Do the division problems at the bottom of the page, and place the answers in the crossword puzzle.

A.						B.					
											C.
D.											
			E.					F.	G.		
			H.			I.					
							J.				
					K.						



Across

- A. $28,060 \div 46 =$ _____
- B. $12,644 \div 29 =$ _____
- D. $27,126 \div 33 =$ _____
- F. $12,499 \div 29 =$ _____
- H. $75,502 \div 14 =$ _____
- J. $32,650 \div 25 =$ _____
- K. $79,128 \div 18 =$ _____

Down

- A. $15,824 \div 23 =$ _____
- B. $31,552 \div 64 =$ _____
- C. $17,775 \div 25 =$ _____
- E. $12,155 \div 11 =$ _____
- G. $81,432 \div 27 =$ _____
- I. $51,728 \div 16 =$ _____
- J. $33,980 \div 20 =$ _____

Name _____

Date _____

What a Card

Make each row of cards equal 8. In each box, place one of the operation signs (+, -, x, or ÷). If necessary, use grouping symbols such as parentheses () and brackets []. The first one has been grouped for you.

$$\left(\begin{array}{|c|} \hline 6 \\ \hline \heartsuit \heartsuit \\ \hline \heartsuit \heartsuit \\ \hline \heartsuit \heartsuit \\ \hline 9 \\ \hline \end{array} \right) \times \begin{array}{|c|} \hline 3 \\ \hline \heartsuit \\ \hline \heartsuit \\ \hline \heartsuit \\ \hline 3 \\ \hline \end{array} - \left(\begin{array}{|c|} \hline 2 \\ \hline \heartsuit \\ \hline \\ \hline \heartsuit \\ \hline 2 \\ \hline \end{array} \times \begin{array}{|c|} \hline 5 \\ \hline \heartsuit \heartsuit \\ \hline \heartsuit \\ \hline \heartsuit \heartsuit \\ \hline 5 \\ \hline \end{array} \right) = 8$$

$$\begin{array}{|c|} \hline 9 \\ \hline \heartsuit \heartsuit \\ \hline \heartsuit \heartsuit \\ \hline \heartsuit \heartsuit \\ \hline \heartsuit \heartsuit \\ \hline 6 \\ \hline \end{array} \square \begin{array}{|c|} \hline 3 \\ \hline \heartsuit \\ \hline \heartsuit \\ \hline \heartsuit \\ \hline 3 \\ \hline \end{array} \square \begin{array}{|c|} \hline 5 \\ \hline \heartsuit \heartsuit \\ \hline \heartsuit \\ \hline \heartsuit \heartsuit \\ \hline 5 \\ \hline \end{array} = 8$$

$$\begin{array}{|c|} \hline 9 \\ \hline \heartsuit \heartsuit \\ \hline \heartsuit \heartsuit \\ \hline \heartsuit \heartsuit \\ \hline \heartsuit \heartsuit \\ \hline 6 \\ \hline \end{array} \square \begin{array}{|c|} \hline 3 \\ \hline \heartsuit \\ \hline \heartsuit \\ \hline \heartsuit \\ \hline 3 \\ \hline \end{array} \square \begin{array}{|c|} \hline 8 \\ \hline \heartsuit \heartsuit \\ \hline \heartsuit \heartsuit \\ \hline \heartsuit \heartsuit \\ \hline \heartsuit \heartsuit \\ \hline 8 \\ \hline \end{array} \square \begin{array}{|c|} \hline 4 \\ \hline \heartsuit \heartsuit \\ \hline \\ \hline \heartsuit \heartsuit \\ \hline 4 \\ \hline \end{array} = 8$$

$$\begin{array}{|c|} \hline 5 \\ \hline \heartsuit \heartsuit \\ \hline \heartsuit \\ \hline \heartsuit \heartsuit \\ \hline 5 \\ \hline \end{array} \square \begin{array}{|c|} \hline 2 \\ \hline \heartsuit \\ \hline \\ \hline \heartsuit \\ \hline 2 \\ \hline \end{array} \square \begin{array}{|c|} \hline 6 \\ \hline \heartsuit \heartsuit \\ \hline \heartsuit \heartsuit \\ \hline \heartsuit \heartsuit \\ \hline 9 \\ \hline \end{array} \square \begin{array}{|c|} \hline 9 \\ \hline \heartsuit \heartsuit \\ \hline \heartsuit \heartsuit \\ \hline \heartsuit \heartsuit \\ \hline \heartsuit \heartsuit \\ \hline 6 \\ \hline \end{array} = 8$$


$$\begin{array}{|c|} \hline 8 \\ \hline \heartsuit \heartsuit \\ \hline \heartsuit \heartsuit \\ \hline \heartsuit \heartsuit \\ \hline \heartsuit \heartsuit \\ \hline 8 \\ \hline \end{array} \square \begin{array}{|c|} \hline 4 \\ \hline \heartsuit \heartsuit \\ \hline \\ \hline \heartsuit \heartsuit \\ \hline 4 \\ \hline \end{array} \square \begin{array}{|c|} \hline 2 \\ \hline \heartsuit \\ \hline \\ \hline \heartsuit \\ \hline 2 \\ \hline \end{array} = 8$$

Name _____

Date _____

Ridiculous Riddles

Shade the numbers indicated by place value. The first one has been done to get you started. The shaded blocks will spell the answer to the riddle:



Forward I am heavy, backward I am not. What am I?

ten billions, billions, hundred millions	2	3,	7	2	0,	0	0	0,	0	0	0
billions	1	9,	2	2	9,	0	0	0,	4	2	3
billions	3	2,	8	9	0,	0	0	0,	0	0	0
billions, millions, hundred thousands, ten thousands, hundreds, tens, ones	1	1,	0	0	5,	0	0	0,	7	0	9
billions, millions, ten thousands, hundreds, ones	3	3,	0	0	2,	1	1	1,	9	3	5
billions, millions, ten thousands, hundreds, ones	7	0,	0	0	0,	0	0	0,	0	0	0
billions, millions, ten thousands, hundreds, ones	4	1,	8	4	5,	0	2	2,	1	0	9
billions, millions, hundred thousands, ten thousands, hundreds, ones	8	0,	6	5	2,	2	1	0,	0	0	0

Ready to try another one? The shaded blocks will spell the answer to the riddle:

I'm on a needle, in a potato, and stare at you in the mirror. Who am I?

ten billions, billions, hundred millions, millions, ten thousands, hundreds, tens, ones	9	0,	0	5	1,	2	3	0,	0	3	7
ten billions, millions, ten thousands, hundreds	2	2,	1	7	9,	9	5	2,	1	0	0
ten billions, millions, ten thousands, hundreds	7	5,	5	1	2,	1	4	5,	7	5	8
ten billions, billions, hundred millions, millions, hundred thousands, ten thousands, hundreds, tens, ones	2	8,	0	0	0,	0	0	0,	0	7	7
ten billions, hundred thousands, hundreds	1	1,	8	3	5,	4	5	0,	0	9	0
ten billions, hundred thousands, hundreds	2	1,	2	1	7,	8	3	5,	6	5	7
ten billions, billions, hundred millions, hundred thousands, hundreds, tens, ones	8	7,	9	0	0,	0	9	3,	2	1	1

Name _____

Date _____

More Ridiculous Riddles



Shade the numbers indicated by place value. The first one has been done to get you started. The shaded blocks will spell the answer to the riddle:

Can you spell eighty with two letters?

tens, tenths, hundredths, thousandths	5	4	3	.	1	2	7
thousands, tens, tenths	7	1	9	1	.	6	2
hundreds, ones, hundredths	8	4	8	.	2	0	1
thousands, hundreds, tens, tenths	9	0	2	4	.	7	8
hundreds, tens, ones, hundredths	3	2	1	.	1	1	9
ones, tenths, ten thousandths	4	.	5	6	1	0	7
hundreds, ones, hundredths	9	0	6	.	2	5	2
ones, tenths, ten thousandths	3	.	1	9	3	0	1

Ready to try another one? The shaded blocks will spell the answer to the riddle:

Can you spell an insect with one letter?

tenths, hundredths, thousandths, ten thousandths	3	.	7	1	0	6	3
ones, thousandths	1	1	2	.	4	4	6
tenths, hundred thousandths	8	.	7	1	3	9	4
tenths, hundredths, thousandths, ten thousandths	9	.	2	0	0	8	9
hundredths, millionths	.	2	3	1	8	9	2
tenths, hundred thousandths	5	.	0	2	7	9	1
tenths, hundredths, thousandths, ten thousandths	4	.	8	2	0	1	7

Name _____

Date _____

Amazing Primes

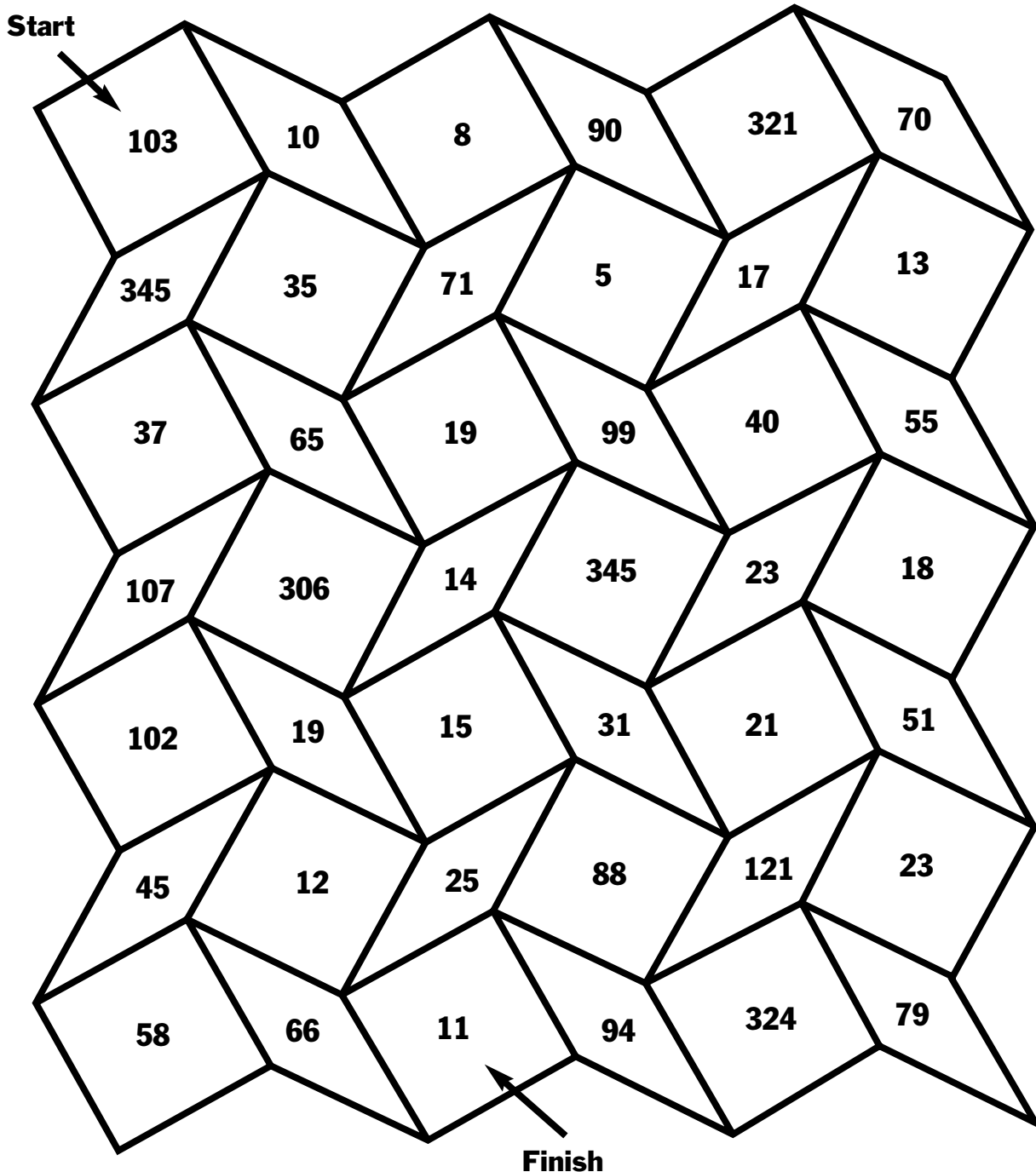
Find your way through the maze from start to finish without crossing over any composite numbers. You must pass over all 15 prime numbers between 1 and 50 at least once.

Name _____

Date _____

Pattern Block Maze


If you can find your way through the pattern block maze from start to finish without crossing over any shapes with numbers that are divisible by 2, 3, or 4, you are a superstar. If you find a path where none of the numbers are divisible by 2, 3, or 4 and the sum of the numbers equals 389, you are a genius! A path may be formed by connecting a corner or a side.



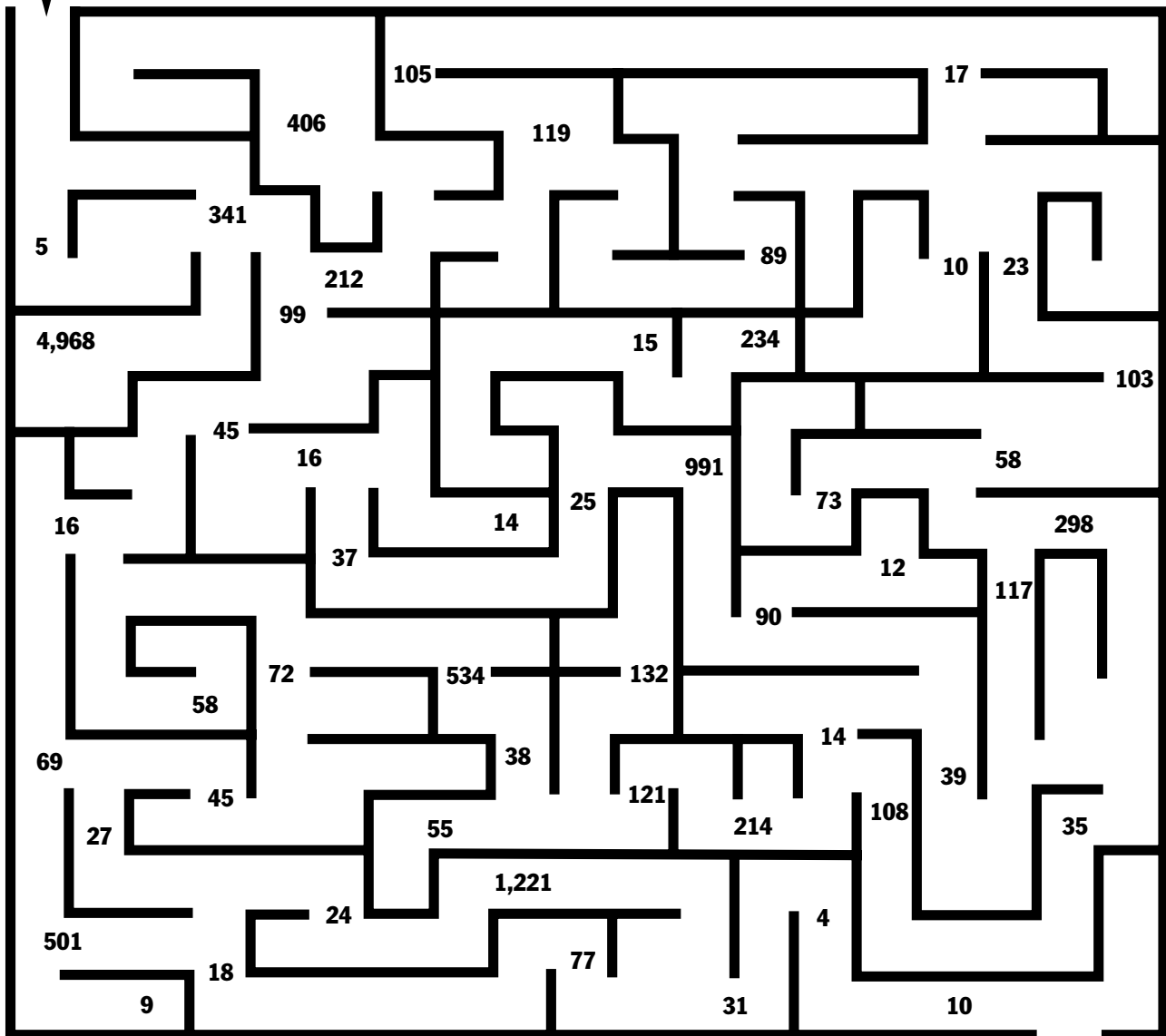
Name _____

Date _____

An Amaze-ing Discovery



Leaping Leprechauns! There really is a pot of gold at the end of the rainbow. Run through this amaze-ing neighborhood, making sure you never cross over numbers that are divisible by 5 or 9. If you make it from Start to the pot of gold before "Blarney," you will be rich indeed.



Name _____

Date _____

Maze Craze

Find your way through the maze from start to finish. You may pass only over numbers that are divisible by 6 or 8. Remember, a number is divisible by 6 if it is even and divisible by 3, and a large number is divisible by 8 if the last three digits of the number are divisible by 8.

Start

15, 7, 1,200, 54, 36, 128, 212, 24, 34, 21, 12, 47, 48, 30, 240, 2,888, 96, 3,000, 95, 31, 66, 37, 5, 81, 33, 200, 1,800, 3,900

Finish

Name _____

Date _____

Exponent Experts Only



If you are experienced at finding exponents, this exercise is for you! Solve the problems, then use the clues in the puzzle to fit your answers in the correct spaces.

Find the product and write the answer in the puzzle. Each digit can occupy only one place to make the whole puzzle fit together perfectly. The first one has been done for you.

$7^4 = \underline{2,401}$
 $3^7 = \underline{\hspace{2cm}}$
 $43^2 = \underline{\hspace{2cm}}$
 $95^2 = \underline{\hspace{2cm}}$
 $33^2 = \underline{\hspace{2cm}}$
 $27^2 = \underline{\hspace{2cm}}$
 $21^2 = \underline{\hspace{2cm}}$

$11^2 = \underline{\hspace{2cm}}$
 $17^2 = \underline{\hspace{2cm}}$
 $2^7 = \underline{\hspace{2cm}}$
 $18^3 = \underline{\hspace{2cm}}$
 $12^3 = \underline{\hspace{2cm}}$
 $8^4 = \underline{\hspace{2cm}}$
 $4^5 = \underline{\hspace{2cm}}$

$3^6 = \underline{\hspace{2cm}}$
 $13^3 = \underline{\hspace{2cm}}$
 $3^6 = \underline{\hspace{2cm}}$
 $31^2 = \underline{\hspace{2cm}}$
 $19^3 = \underline{\hspace{2cm}}$
 $69^2 = \underline{\hspace{2cm}}$

Name _____

Date _____

Master Maze

If you're an expert at tunneling through mazes, this master maze is for you. Here's how to begin. Work through the maze and do not cross over your original path. As you pass each fraction, find it in reduced form in the data bank and cross it out. Continue until all of the fractions in the data bank have been located, then exit.

Start

Fractions found in the maze:

- $\frac{6}{9}$
- $\frac{15}{27}$
- $\frac{2}{20}$
- $\frac{4}{52}$
- $\frac{12}{44}$
- $\frac{5}{35}$
- $\frac{6}{52}$
- $\frac{18}{63}$
- $\frac{12}{15}$
- $\frac{12}{14}$
- $\frac{12}{48}$
- $\frac{2}{34}$
- $\frac{19}{38}$
- $\frac{5}{45}$
- $\frac{4}{32}$
- $\frac{14}{72}$
- $\frac{19}{95}$
- $\frac{15}{35}$
- $\frac{21}{24}$
- $\frac{8}{96}$
- $\frac{5}{95}$
- $\frac{4}{24}$
- $\frac{9}{66}$

DATA BANK	
$\frac{1}{2}$	$\frac{1}{3}$
$\frac{2}{3}$	$\frac{1}{5}$
$\frac{1}{6}$	$\frac{2}{7}$
$\frac{3}{7}$	$\frac{1}{8}$
$\frac{7}{8}$	$\frac{1}{9}$
$\frac{3}{22}$	$\frac{6}{7}$
$\frac{1}{7}$	$\frac{5}{9}$
$\frac{1}{10}$	$\frac{1}{12}$
$\frac{1}{17}$	$\frac{1}{19}$
$\frac{3}{11}$	$\frac{1}{13}$
$\frac{3}{26}$	$\frac{7}{36}$
$\frac{1}{4}$	$\frac{4}{5}$

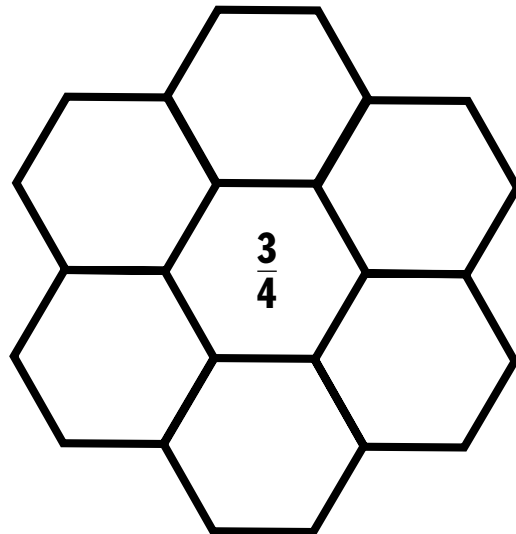
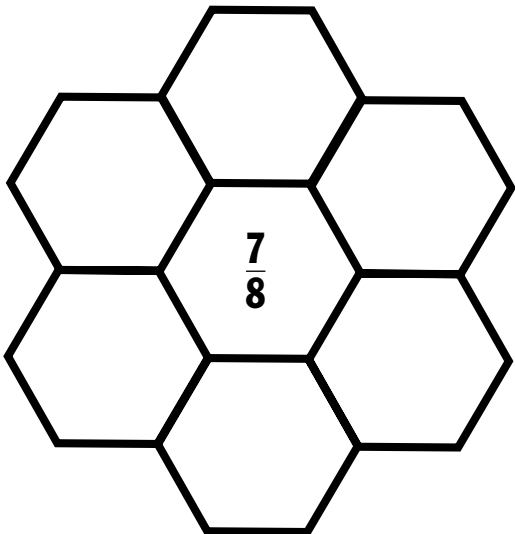
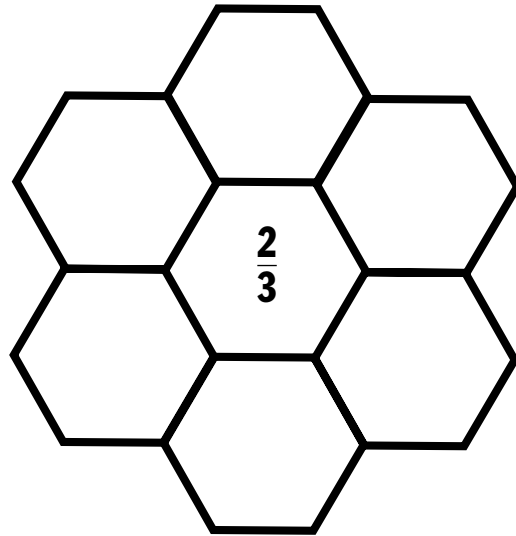
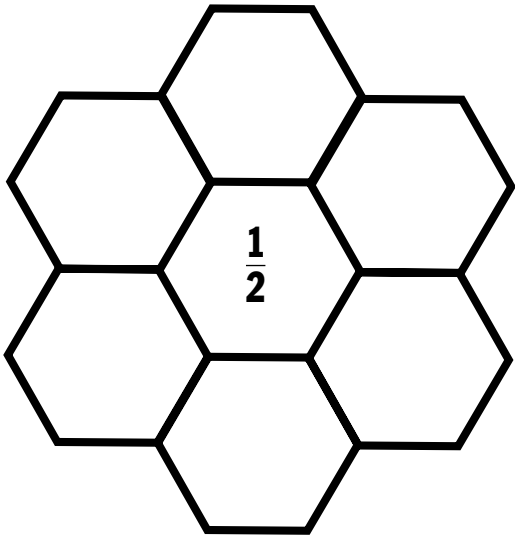
Name _____

Date _____

Fraction Flowers

Place one fraction from the box into each flower petal. Every petal should contain a fraction that is equivalent to the fraction in the center of the flower. Be careful, there are three fractions that will not be used.

$\frac{7}{14}$	$\frac{2}{18}$	$\frac{20}{30}$	$\frac{27}{36}$	$\frac{30}{40}$	$\frac{14}{16}$	$\frac{4}{6}$	$\frac{21}{24}$	$\frac{6}{12}$
$\frac{33}{44}$	$\frac{70}{80}$	$\frac{15}{20}$	$\frac{10}{20}$	$\frac{5}{30}$	$\frac{9}{18}$	$\frac{6}{9}$	$\frac{63}{72}$	$\frac{77}{88}$
$\frac{33}{66}$	$\frac{12}{18}$	$\frac{50}{75}$	$\frac{12}{24}$	$\frac{35}{40}$	$\frac{75}{100}$	$\frac{2}{9}$	$\frac{6}{8}$	$\frac{34}{51}$



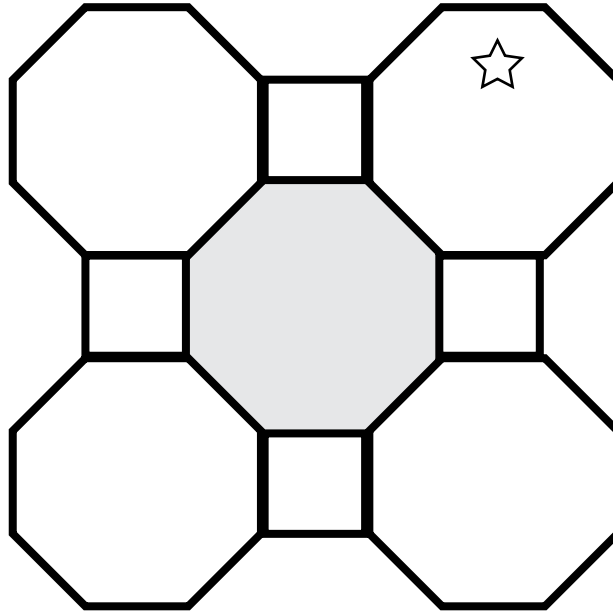
Name _____

Date _____

Fraction Puzzler

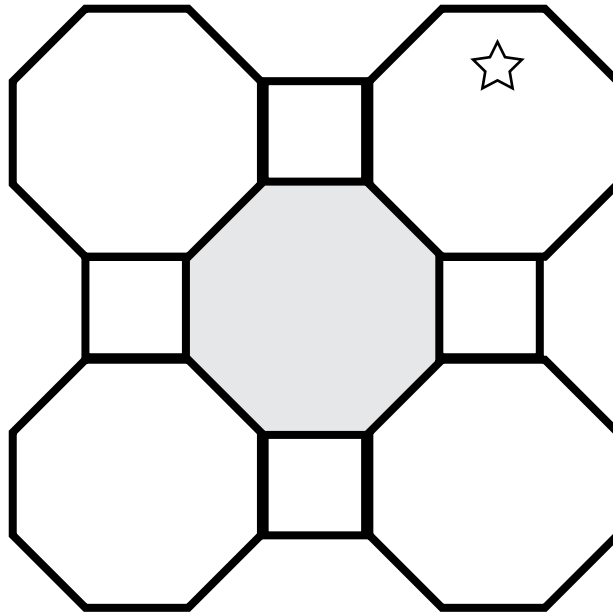
Place the fractions from the fraction bank inside the eight shapes so that no two adjacent shapes have equivalent fractions. The numerators must increase starting with the star and moving clockwise. Be careful, there are several fractions that will not be used.

FRACTION BANK	
.....	
$\frac{2}{6}$	$\frac{16}{20}$
$\frac{5}{15}$	$\frac{1}{3}$
$\frac{9}{27}$	$\frac{21}{63}$
$\frac{20}{25}$	$\frac{4}{5}$
$\frac{8}{10}$	$\frac{18}{54}$



Follow the same directions.

FRACTION BANK	
.....	
$\frac{3}{21}$	$\frac{11}{77}$
$\frac{2}{3}$	$\frac{2}{14}$
$\frac{8}{12}$	$\frac{1}{7}$
$\frac{14}{21}$	$\frac{3}{91}$
$\frac{4}{6}$	$\frac{6}{42}$
$\frac{12}{84}$	



Name _____

Date _____

Star Maze

Find your way through the maze from start to finish by crossing over the next greatest fraction.
Draw a line to show the path.

The maze is a large five-pointed star shape with a smaller star in the center. The word "Start" is at the leftmost point, and "Finish" is at the center of the inner star. The path is determined by choosing the next greatest fraction at each junction. The fractions are:

- Start: $\frac{1}{60}$
- Top junction: $\frac{2}{55}$
- Left junction: $\frac{1}{24}$
- Right junction: $\frac{1}{25}$
- Inner left junction: $\frac{1}{7}$
- Inner right junction: $\frac{7}{8}$
- Center: $\frac{3}{3}$ (Finish)
- Inner left junction (lower): $\frac{1}{11}$
- Inner right junction (lower): $\frac{3}{4}$
- Inner left junction (lower): $\frac{2}{20}$
- Inner right junction (lower): $\frac{2}{5}$
- Inner left junction (lower): $\frac{5}{7}$
- Inner right junction (lower): $\frac{8}{64}$
- Inner left junction (lower): $\frac{2}{9}$
- Inner right junction (lower): $\frac{2}{3}$
- Inner left junction (lower): $\frac{1}{4}$
- Inner right junction (lower): $\frac{5}{9}$
- Inner left junction (lower): $\frac{3}{4}$
- Inner right junction (lower): $\frac{4}{9}$
- Inner left junction (lower): $\frac{9}{11}$
- Inner right junction (lower): $\frac{1}{3}$

Name _____

Date _____

Fraction Hunt

Compare the fractions below using $<$ or $>$. Then hunt for each of the larger fractions in word form in the word search below. The words may be found vertically, horizontally, diagonally, or backward. (Some fractions may appear more than once.)

$\frac{1}{2} \bigcirc \frac{1}{4}$

$\frac{2}{3} \bigcirc \frac{3}{5}$

$\frac{4}{5} \bigcirc \frac{7}{8}$

$\frac{1}{7} \bigcirc \frac{1}{13}$

$\frac{1}{3} \bigcirc \frac{5}{7}$

$\frac{7}{12} \bigcirc \frac{8}{15}$

$\frac{5}{9} \bigcirc \frac{2}{3}$

$\frac{6}{15} \bigcirc \frac{7}{9}$

$\frac{3}{8} \bigcirc \frac{5}{17}$

$\frac{2}{11} \bigcirc \frac{1}{3}$

$\frac{9}{10} \bigcirc \frac{11}{13}$

$\frac{1}{5} \bigcirc \frac{1}{4}$

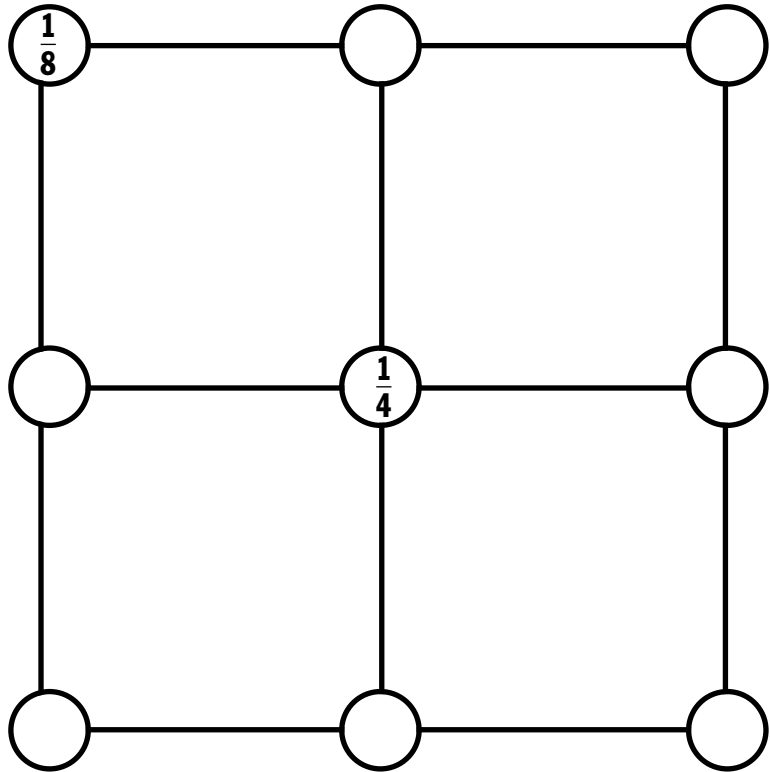
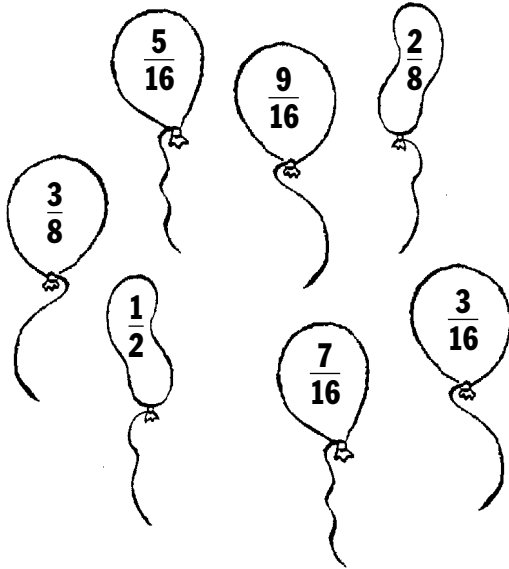
f e h y s h t n e v e s e n o
 n a c d y t w o t h i r d s m
 s i d x v f t n p z g t b e t
 h s e h e i t e g v b f k v h
 t n d t r e l h g k k s n e r
 f r u r v c u a v t r e i n e
 l d q u i b n l c u d v n e e
 e p b o x h q f b o r e e i e
 w n c f w c t f w p i n t g i
 t a t e r c a o o i h n e h g
 n c e n i n k l w i t i n t h
 e q w o m k a s o t e n t h t
 v e f i v e s e v e n t h s h
 e z e w n l m u b q o h s s s
 s c w d i e b u i w r s m a z

Name _____

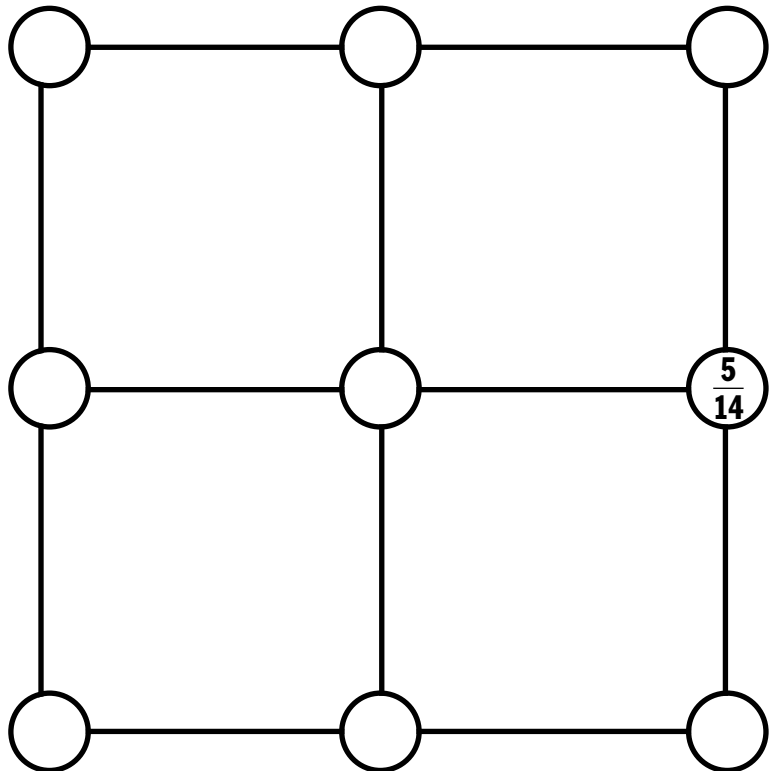
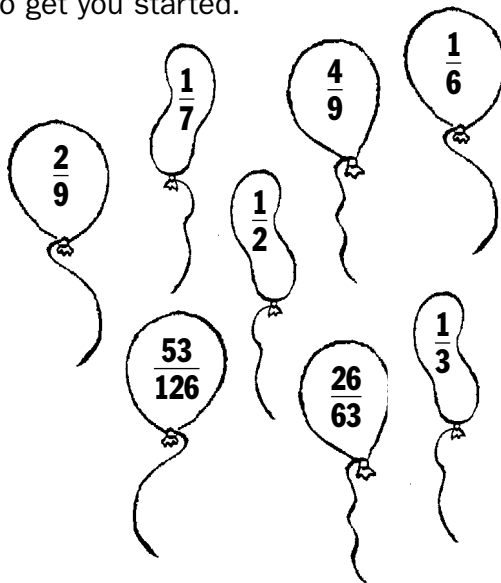
Date _____

Sum Fraction Fun

Place the fractions in the balloons below in the puzzle at right so that each row and column has a sum of 1. Two of the fractions have been added to get you started.



Follow the same directions to complete this puzzle, but use the following fractions. One fraction has been added to get you started.



Name _____

Date _____

Domino Math

Think of each domino as a fraction. The top number of dots is the numerator and the bottom number of dots is the denominator. For example, the first domino in number 1 below equals $\frac{4}{5}$. Use the dominoes in the fraction bank to make each of the number statements true. Use each domino only once. You may use numbers or draw dots to show your answers. The first problem has been done for you.

FRACTION BANK ✓

- | | |
|---|---|
| <p>1. $-$ $=$ </p> | <p>2. $-$ $=$ </p> |
| <p>3. $-$ $=$ </p> | <p>4. $-$ $=$ </p> |
| <p>5. $-$ $=$ </p> | <p>6. $-$ $=$ </p> |
| <p>7. $-$ $=$ </p> | <p>8. $-$ $=$ </p> |

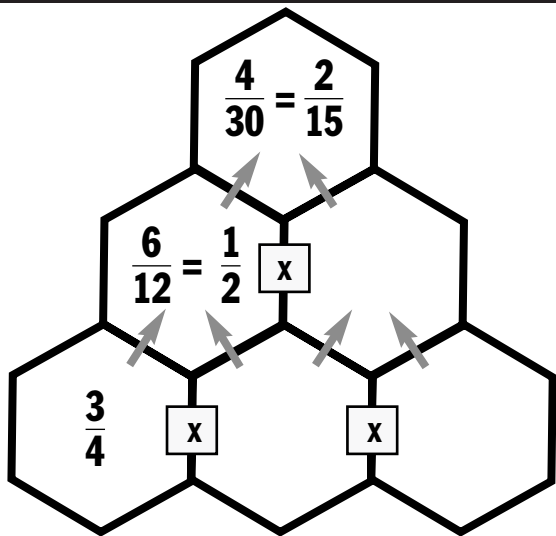
Name _____

Date _____

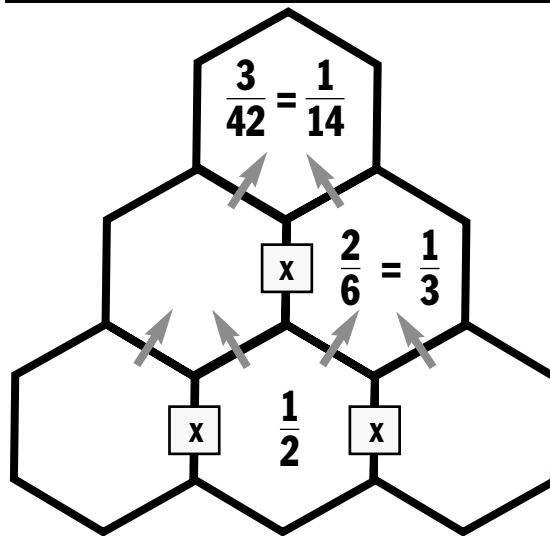
Fraction Towers

When adjacent fractions are multiplied, the product is written in the hexagon between and above them. Use the fractions in the data bank to complete each fraction tower. Be careful, some of the fractions will not be used.

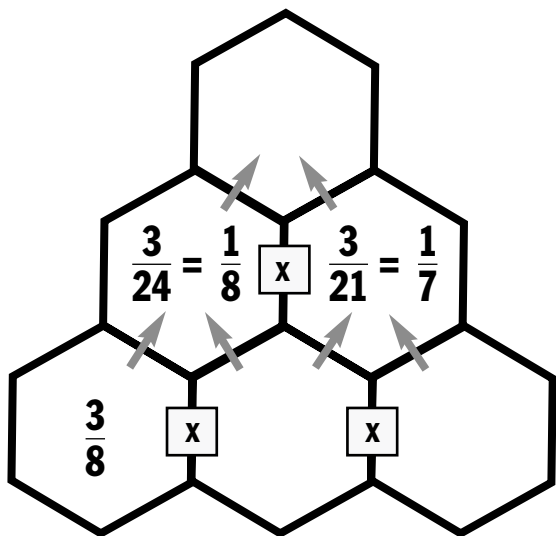
FRACTION BANK				
$\frac{1}{8}$	$\frac{2}{3}$	$\frac{2}{4}$	$\frac{2}{5}$	$\frac{4}{15}$



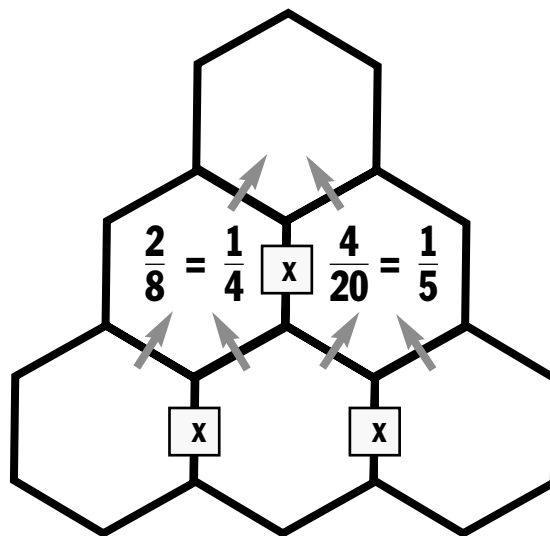
FRACTION BANK				
$\frac{3}{14}$	$\frac{3}{7}$	$\frac{2}{3}$	$\frac{2}{7}$	$\frac{2}{5}$



FRACTION BANK					
$\frac{1}{56}$	$\frac{1}{3}$	$\frac{2}{7}$	$\frac{3}{7}$	$\frac{2}{5}$	$\frac{4}{15}$



FRACTION BANK					
$\frac{1}{20}$	$\frac{2}{3}$	$\frac{2}{4}$	$\frac{1}{40}$	$\frac{1}{2}$	$\frac{2}{5}$



Name _____


Date _____

Doggone Fun

Get ready for some hilarious riddles about a man's best friend—his dog!

1. **What do you call a hot dog?** To find the answer, write the letters spelling each quotient (in lowest terms) in the puzzle. The letters in the bold squares show the answer. The first one has been done for you.

$\frac{2}{15} \div \frac{2}{3} =$	O	N	E	-	F	I	F	T	H										
$\frac{1}{3} \div \frac{3}{4} =$					A														
$\frac{1}{8} \div \frac{5}{4} =$					K														



2. **What do you call a dog that tells time?**

$\frac{2}{5} \div \frac{3}{5} =$																			
$\frac{2}{3} \div \frac{3}{4} =$					A														
$\frac{2}{8} \div \frac{3}{6} =$					C														
$\frac{4}{10} \div \frac{2}{4} =$					D														
$\frac{3}{6} \div \frac{4}{3} =$																			

3. **Why did the dog want to become a surgeon? He was a _____.**

$\frac{3}{9} \div \frac{6}{9} =$																				
$\frac{3}{7} \div \frac{3}{2} =$					B															
$\frac{3}{6} \div \frac{3}{4} =$																				
$\frac{2}{7} \div \frac{5}{7} =$					H															
$\frac{7}{35} \div \frac{2}{7} =$																				
$\frac{2}{25} \div \frac{2}{5} =$																				
$\frac{8}{9} \div \frac{4}{2} =$																				
					D															

Name _____

Date _____

Ring Toss

Place a ring around two pegs that when added together equal 10. You can connect adjacent pegs vertically, horizontally, or diagonally. Try and find all 10 possible answers. Some of the numbers will be used twice. The first one has been done for you.


$3 \frac{1}{5}$	$6 \frac{16}{20}$	$3 \frac{7}{9}$	$4 \frac{3}{4}$
$4 \frac{9}{10}$	$6 \frac{4}{18}$	$2 \frac{3}{5}$	$5 \frac{9}{36}$
$5 \frac{5}{50}$	$4 \frac{18}{20}$	$7 \frac{1}{3}$	$2 \frac{14}{21}$
$4 \frac{1}{2}$	$\frac{9}{17}$	$2 \frac{10}{15}$	$3 \frac{6}{14}$
$5 \frac{6}{12}$	$\frac{8}{17}$	$9 \frac{16}{34}$	$6 \frac{4}{7}$

Name _____

Date _____

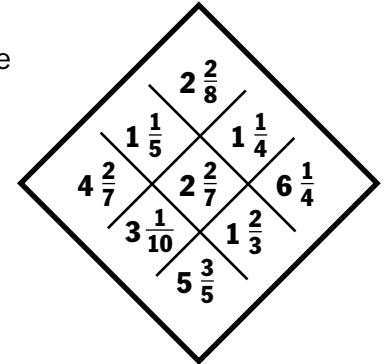
Mixed-Up Fractions

Each number at right is contained inside a different shape.


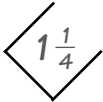


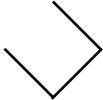





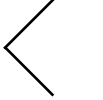


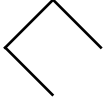


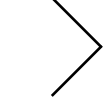


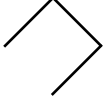


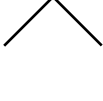

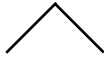
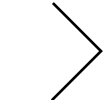




Example: The number $6\frac{6}{14}$ is inside a  shape.

Write the correct number inside each shape in questions 1–10. Then solve each problem. Write your answer on the line. The answers are scrambled in the code box. A letter appears with each answer. Write the letter in the box next to your answer. The first one has been done for you. When you finish, you will have the solution to this riddle:

$6\frac{6}{14}$	$3\frac{5}{6}$	$7\frac{2}{3}$
$9\frac{5}{8}$	$5\frac{3}{7}$	$5\frac{1}{6}$
$6\frac{1}{3}$	$7\frac{2}{5}$	$8\frac{2}{6}$



What did the writer name his boat?

1.  $5\frac{3}{7}$ -  $1\frac{1}{4}$ = $4\frac{5}{28}$  P
2.  -  = _____ 
3.  -  = _____ 
4.  -  = _____ 
5.  -  = _____ 
6.  -  = _____ 
7.  -  = _____ 
8.  -  = _____ 
9.  -  = _____ 
10.  -  = _____ 

CODE BOX

$2\frac{19}{30}$ E

$3\frac{1}{2}$ A

$4\frac{1}{21}$ N

$4\frac{5}{28}$ P

$1\frac{11}{35}$ I

$3\frac{1}{2}$ A

$4\frac{3}{10}$ S

$2\frac{11}{15}$ H

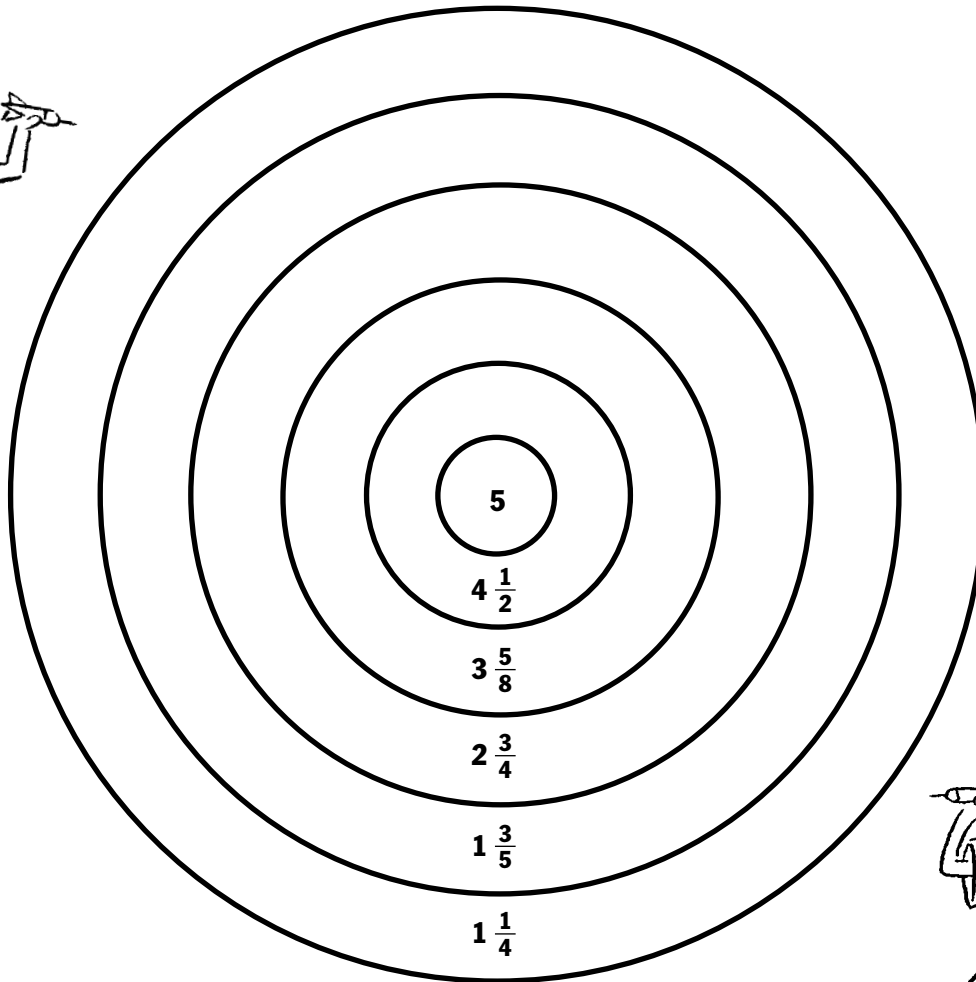
$3\frac{3}{8}$ M

Name _____

Date _____

Bull's Eye

Tom and Andrew are playing a game of "Product Darts." Each player shoots two darts and multiplies the numbers together. The player with the highest number wins the round. Look at the dartboard below and answer the questions.



1. If Tom's score was greater than $22\frac{1}{2}$, where did his darts land?
2. If Andrew's score was $13\frac{3}{4}$, where did his darts land?
3. If Tom's score is a whole number, where did his darts land?
4. If Andrew's score was $9\frac{31}{32}$, where did his darts land?
5. It's your turn to make up a dartboard problem.
Trade with friends and see if they can solve your problem.

Name _____


Date _____

Horsing Around with Fractions


Help each horse find its way to the correct barn without crossing the path of another horse. How do you know which horse belongs to which barn? Do the division problem beside each barn; the correct horse has the answer written on it.



A. $1\frac{1}{7} \div 2\frac{2}{3} =$ _____



B. $1\frac{4}{5} \div 2\frac{3}{15} =$ _____




C. $4\frac{1}{2} \div 2\frac{1}{6} =$ _____



D. $2\frac{1}{4} \div 2\frac{1}{3} =$ _____



E. $1\frac{1}{6} \div 2\frac{2}{5} =$ _____



F. $2\frac{1}{11} \div 1\frac{2}{5} =$ _____



G. $3\frac{1}{2} \div \frac{4}{9} =$ _____



Name _____ Date _____

Cat Fun

Get ready for some funny riddles about our furry friends—cats!

- 1. After it got a shot, what did the kitty say to the veterinarian?** To find the answer, write the decimal as a fraction (in lowest terms) spelled in words in the puzzle. The letters in the bold squares show the answer. The first one has been done for you.

							M											
							E											
						0.4 =	T	W	O	-	F	I	F	T	H	S		
0.25 =																		
							C											
						0.5 =												



- 2. What is the cat's favorite board game?**

								M										
						0.125 =												
						0.8 =												
						0.7 =												
0.3 =																		
						0.75 =												
						0.375 =												
							A											
							P											

- 3. Why did the cat have to stay after school? He was caught _____ .**

								C										
0.500 =																		
								R										
								R										
								Y										
						0.625 =												
								N										
								G										
0.8125 =																		
								A										
								L										
						0.20 =												
								S										

Name _____

Date _____

Square Madness

Compare the decimals and write the larger decimal in the puzzle. The decimal point will occupy one space. Each number can occupy only one place to make the whole puzzle fit together perfectly. Two numbers have been given to get you started.

9.09 9.18

18.3 18.03

31.8 30.4

54.1 54

0.8 0.82

29.5 28.5

3.57 3.55

8.31 8.30

6.71 6.75

41.05 41.5

0.009 0.09

5.20 5.10

1.09 1.08

9.33 9.36

21.45 21.5

3.22 3.12

7.91 7.90

0.102 0.12

0.73 0.71

93.4 93.0

			9	.	1	8			
							1		
							8		
							.		
							3		

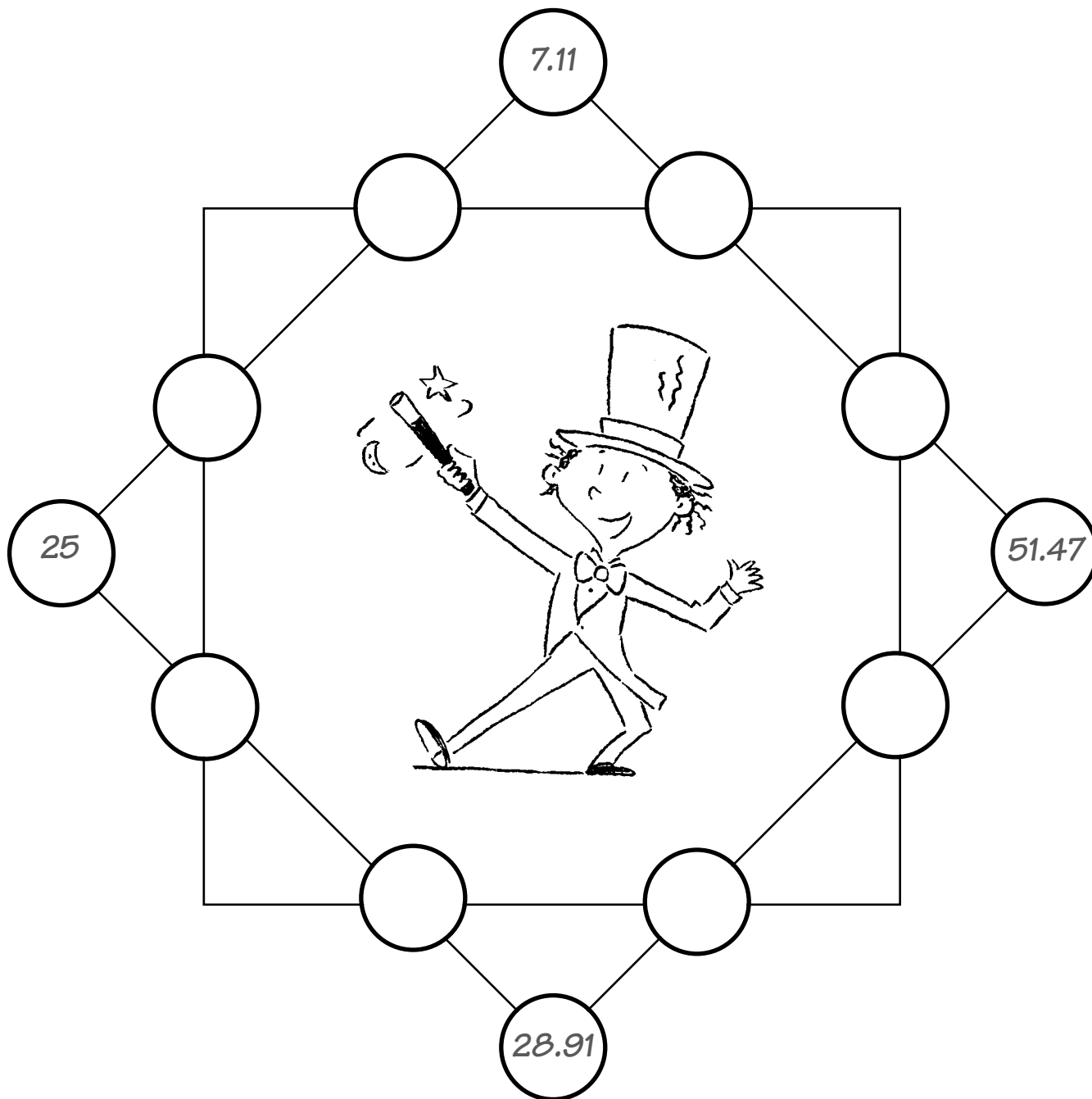
Name _____

Date _____

Magic Square

These squares are magic because each row of four circles magically adds up to 100. You're the magician. See if you can use the numbers in the box below to make the puzzle work. Four numbers have been added to get you started.

10.39	9.02	29	3.09	43	10.6	12.42	57.5
-------	------	----	------	----	------	-------	------



Name _____

Date _____

Silence

What question never gets a reply if the answer is “yes”? To find out, do the subtraction problems below. Then write the code letter beside your answer on the correct line at the bottom of the page. The first one has been done for you.

$$\begin{array}{r} 13.5 \\ - 2.8 \\ \hline 10.7 \end{array}$$

S

$$\begin{array}{r} 38.9 \\ - 9.3 \\ \hline \end{array}$$

G

$$\begin{array}{r} 211.9 \\ - 8.7 \\ \hline \end{array}$$

A

$$\begin{array}{r} 70.5 \\ - 13.2 \\ \hline \end{array}$$

E

$$\begin{array}{r} 42.84 \\ - 7.19 \\ \hline \end{array}$$

L

$$\begin{array}{r} 594.5 \\ - 86.4 \\ \hline \end{array}$$

R

$$\begin{array}{r} 78.2 \\ - 6.7 \\ \hline \end{array}$$

U

$$\begin{array}{r} 13.41 \\ - 9.15 \\ \hline \end{array}$$

O

$$\begin{array}{r} 93.25 \\ - 4.18 \\ \hline \end{array}$$

N

$$\begin{array}{r} 9.75 \\ - 0.83 \\ \hline \end{array}$$

Y

$$\begin{array}{r} 261.05 \\ - 30.23 \\ \hline \end{array}$$

P

$$\begin{array}{r} 322.5 \\ - 91.5 \\ \hline \end{array}$$

I

203.2

508.1

57.3

8.92

4.26

71.5

S

10.7

35.65

57.3

57.3

230.82

231

89.07

29.6

?

Name _____

Date _____

Spirals

This puzzle gives you two chances to get the right answers! Here's how. First, solve each problem and write the answers on the lines provided. Then, to spiral inward, place the numbers in the boxes indicated beside each problem. The decimal point will occupy a space. To spiral outward, and to check your answers, put your answers in the boxes indicated but spiral in the opposite direction. The numbers should match. One answer is given to get you started.

15	16	17	18	19	20	21	22
14	39	40	41	42	43	44	23
13	38	55	56	57	58	45	24
12	37	54	63	64	59	46	25
11	36	53	62	61	60	47	26
10	35	52	51	50	49	48	27
9	34	33	32	31	30	29	28
8	7	6	5	4	3	2	1
			8	6	.	3	4

Spiral Out

Blocks	
1-5	$3.64 \times 12 = 43.68$
6-11	$2.91 \times 39 =$
12-16	$9.2 \times 13 =$
17-21	$11 \times 4.75 =$
22-26	$27 \times 22.7 =$
27-31	$4.13 \times 22 =$
32-36	$22.3 \times 27 =$
37-41	$0.91 \times 94 =$
42-46	$6.82 \times 14 =$
47-52	$83.2 \times 34 =$
53-58	$51.9 \times 28 =$
59-64	$688.7 \times 12 =$

Spiral In

Blocks	
64-61	$1.115 \times 4 =$
60-56	$47.05 \times 6 =$
55-50	$1,354.7 \times 4 =$
49-47	$564 \times 0.5 =$
46-43	$16.9 \times 5 =$
42-38	$189.1 \times 5 =$
37-32	$40.603 \times 2 =$
31-27	$34.045 \times 2 =$
26-22	$3.072 \times 3 =$
21-17	$10.45 \times 5 =$
16-12	$1.3822 \times 5 =$
11-7	$18.862 \times 5 =$
6-1	$93.17 \times 2 =$


Name _____

Date _____

Dialing for Answers

How much does an elephant charge for a circus performance?

Find out the answer by solving each puzzle and replacing the number in the ones place with the letter from the telephone code. Then write the letters on the dotted lines. The first one has been done for you.



1.

$$\begin{array}{r} 13.7 \\ \times \quad 8 \\ \hline 109.6 \end{array}$$

P

2.

$$\begin{array}{r} 13.2 \\ \times \quad 4 \\ \hline \end{array}$$

3.

$$\begin{array}{r} 37.5 \\ \times \quad 12 \\ \hline \end{array}$$

4.

$$\begin{array}{r} 19.11 \\ \times \quad 18 \\ \hline \end{array}$$

5.

$$\begin{array}{r} 21.03 \\ \times \quad 24 \\ \hline \end{array}$$

6.

$$\begin{array}{r} 46.4 \\ \times \quad 6 \\ \hline \end{array}$$

7.

$$\begin{array}{r} 30.45 \\ \times \quad 15 \\ \hline \end{array}$$

.....
 1 2 3 4 5 6 7

What weighs more than a ton and carries a trunk wherever it goes?

8.

$$\begin{array}{r} 2.35 \\ \times \quad 5 \\ \hline \end{array}$$

9.

$$\begin{array}{r} 64.2 \\ \times \quad 6 \\ \hline \end{array}$$

10.

$$\begin{array}{r} 45.8 \\ \times \quad 2 \\ \hline \end{array}$$

11.

$$\begin{array}{r} 35.15 \\ \times \quad 15 \\ \hline \end{array}$$

.....
 8 9 10 11

Name _____

Date _____

Brain-Bending Labyrinth

Solve the problems. Then, find your way through the labyrinth by following a path of increasing decimal answers. To form a path, a corner or a side must connect the diamonds. Be careful, you don't want to land on a diamond with a mummy, skeleton, or an answer with the unlucky number 13!

The labyrinth consists of 25 diamonds arranged in a grid. Each diamond contains a multiplication problem. A path of increasing decimal answers must be found, avoiding diamonds with mummies, skeletons, or the number 13.


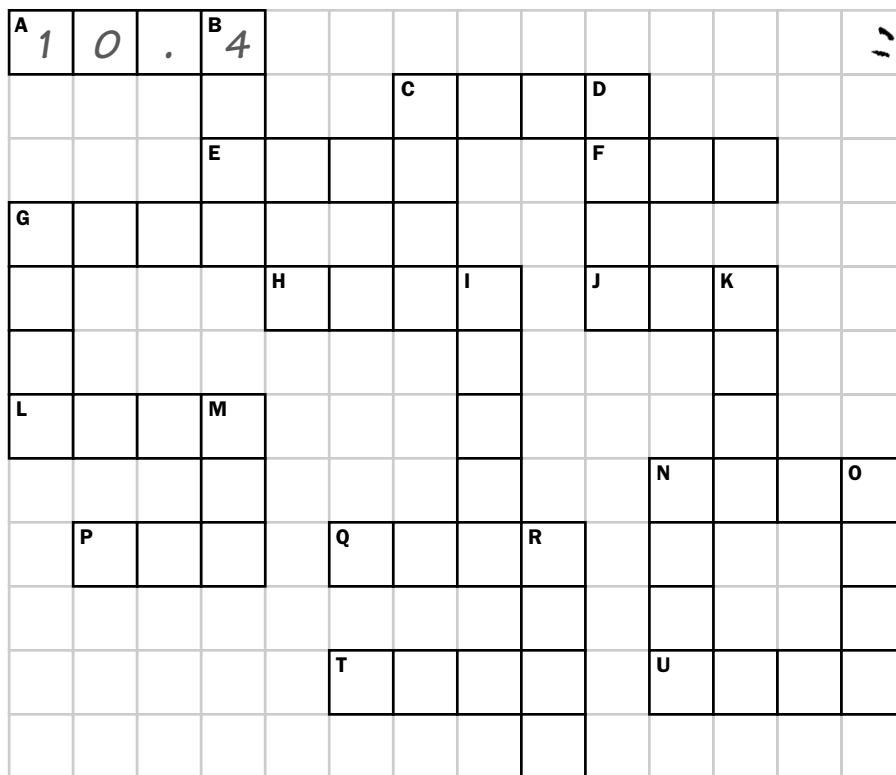
$\begin{array}{r} 0.4 \\ \times 1.2 \\ \hline \end{array}$	$\begin{array}{r} 7.8 \\ \times 2.1 \\ \hline \end{array}$	$\begin{array}{r} 15.9 \\ \times 2.31 \\ \hline \end{array}$	
	$\begin{array}{r} 0.45 \\ \times 1.19 \\ \hline \end{array}$	$\begin{array}{r} 5.2 \\ \times 0.9 \\ \hline \end{array}$	
$\begin{array}{r} 12.04 \\ \times 5.1 \\ \hline \end{array}$	$\begin{array}{r} 1.04 \\ \times 7.2 \\ \hline \end{array}$	$\begin{array}{r} 1.4 \\ \times 4.2 \\ \hline \end{array}$	
$\begin{array}{r} 15.4 \\ \times 2.3 \\ \hline \end{array}$	$\begin{array}{r} 22.9 \\ \times 3.7 \\ \hline \end{array}$	$\begin{array}{r} 16.0 \\ \times 2.4 \\ \hline \end{array}$	
	$\begin{array}{r} 10.6 \\ \times 5.2 \\ \hline \end{array}$	$\begin{array}{r} 17.4 \\ \times 1.9 \\ \hline \end{array}$	$\begin{array}{r} 5.4 \\ \times 7.2 \\ \hline \end{array}$
$\begin{array}{r} 6.5 \\ \times 2.0 \\ \hline \end{array}$	$\begin{array}{r} 8.4 \\ \times 4.1 \\ \hline \end{array}$	$\begin{array}{r} 10.7 \\ \times 9.5 \\ \hline \end{array}$	$\begin{array}{r} 12.4 \\ \times 11.3 \\ \hline \end{array}$
	$\begin{array}{r} 20.9 \\ \times 1.4 \\ \hline \end{array}$	$\begin{array}{r} 12.1 \\ \times 12.3 \\ \hline \end{array}$	
	$\begin{array}{r} 3.5 \\ \times 0.7 \\ \hline \end{array}$	$\begin{array}{r} 33.7 \\ \times 7.9 \\ \hline \end{array}$	

Name _____

Date _____

What's the Point?

Do the division problems at the bottom of the page, and place the answers in the crossword puzzle. The decimal point will occupy a space. The first one has been done for you.



Across

- A. $132.08 \div 12.7 = 10.4$ _____
- C. $43.56 \div 1.8 =$ _____
- E. $19.57 \div 1.9 =$ _____
- F. $47.52 \div 8.8 =$ _____
- G. $6.732 \div 3.6 =$ _____
- H. $10.235 \div 2.3 =$ _____
- J. $36.34 \div 4.6 =$ _____
- L. $15.283 \div 1.7 =$ _____
- N. $73.7 \div 5.5 =$ _____
- P. $33.32 \div 6.8 =$ _____
- Q. $30.552 \div 5.7 =$ _____
- T. $75.06 \div 2.7 =$ _____
- U. $20.163 \div 3.3 =$ _____

Down

- B. $8.757 \div 2.1 =$ _____
- C. $205.92 \div 8.8 =$ _____
- D. $125.93 \div 4.9 =$ _____
- G. $69.52 \div 4.4 =$ _____
- I. $63.723 \div 1.1 =$ _____
- K. $12.642 \div 1.4 =$ _____
- M. $41.58 \div 4.2 =$ _____
- N. $27.72 \div 2.2 =$ _____
- O. $441.98 \div 9.8 =$ _____
- R. $19.807 \div 2.9 =$ _____

Name _____

Date _____

Brain Rattler

Ready for a brain-rattling number game? Cut out the game pieces from around the game board and place them on the game board in the order shown in the box at the bottom of the page. Then, move the game pieces until each horizontal row has an equivalent decimal, percent, and fraction (in lowest terms). You may move only one piece at a time into the empty circle. You may move vertically, horizontally, or diagonally.

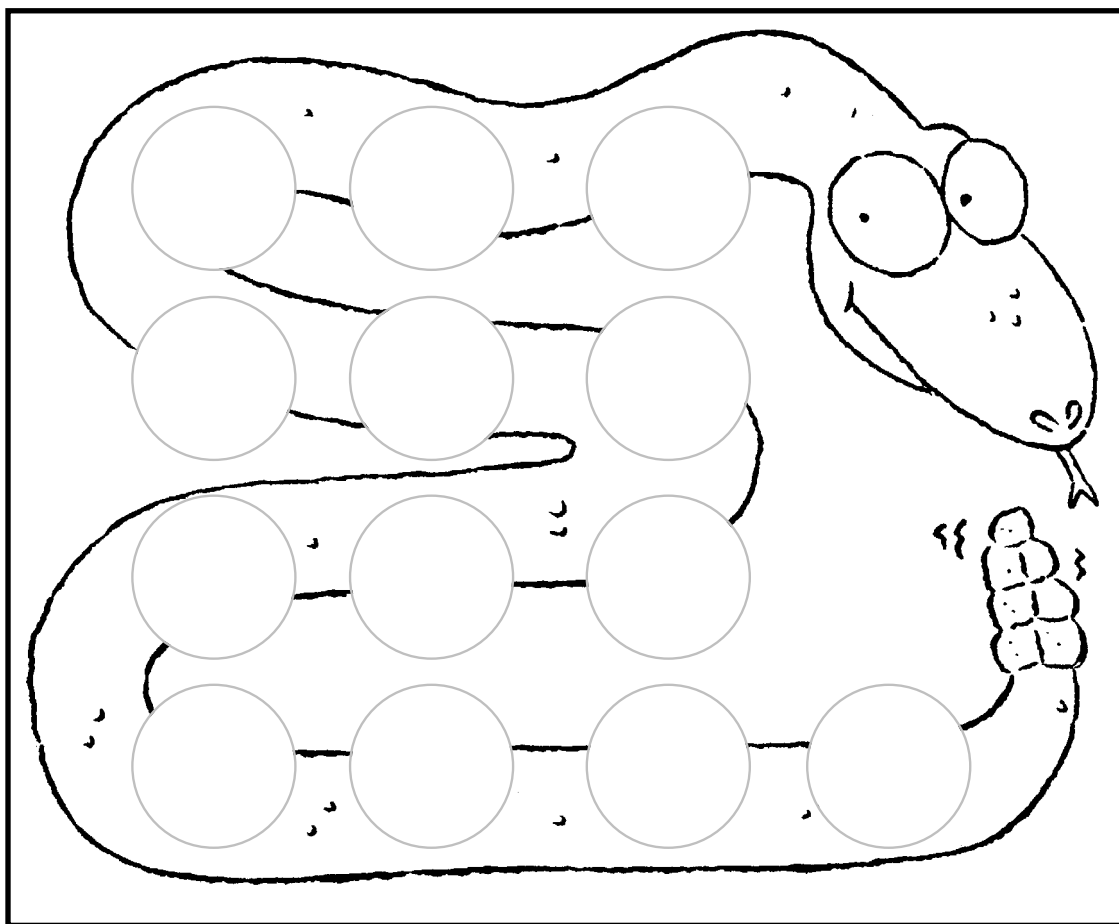
✂️
10%

$\frac{33}{100}$

25%

$\frac{4}{5}$

$\frac{1}{10}$



0.8

.25

0.33

0.1

80%

33%

$\frac{1}{4}$

.25	0.1	10%	
25%	$\frac{4}{5}$	$\frac{1}{10}$	
80%	$\frac{33}{100}$	$\frac{1}{4}$	
0.33	33%	0.8	○

Name _____

Date _____

Shop Until You Drop

Look at the advertisement below. Everything at Ohmigolly Clothing Store is a fantastic ten percent off. After the discount was taken, Amelia spent exactly one hundred dollars for four items (before taxes). One of the items she bought has been circled below. Put a ring around the other three items she bought. Hint: Total the items first and then figure out the discount.

Ohmigolly Clothing Store's Holiday Extravaganza Sale Everything for your holiday parties.		
<p>CHENILLE SCARVES in your favorite holiday colors. Value Priced at \$15.99</p>	<p><i>Handbags</i> Value Priced Only \$9.99</p> 	<p>Make every occasion special with a beaded MOHAIR SWEATER Was \$50.00 Now \$32.99</p>
<p>Velvet miniskirts in black, red, or white.</p>  <p>Only \$50.14</p>	<p>DIAMOND-STUDED WATCHES</p> <p>\$59.99</p> <p>The Perfect Holiday Gift</p>	<p>Black leather gloves at a special holiday price.</p> <p>\$13.50</p> 
<p><u>CREAMY</u> <u>WHITE</u> <u>SILK</u> <u>BLOUSE</u></p>  <p>Just \$29.99</p> <p>Perfect for holiday parties!</p>	<p>Hair Accessories Your Choice</p>  <p>\$5.00</p>	<p>Holiday Jewelry Your Choice Only \$14.99 Regular Prices \$20-\$50 What savings!</p>
<p>Party Dresses Many styles from which to choose. FOR THIS WEEK ONLY! \$89.00</p>	<p>Perfect Party Wear Cashmere Jackets One Day Only \$199.99</p>	<p>Shoes, Shoes, Shoes All styles and colors now at this amazing low price. \$48.00 a pair</p> 

Name _____

Date _____

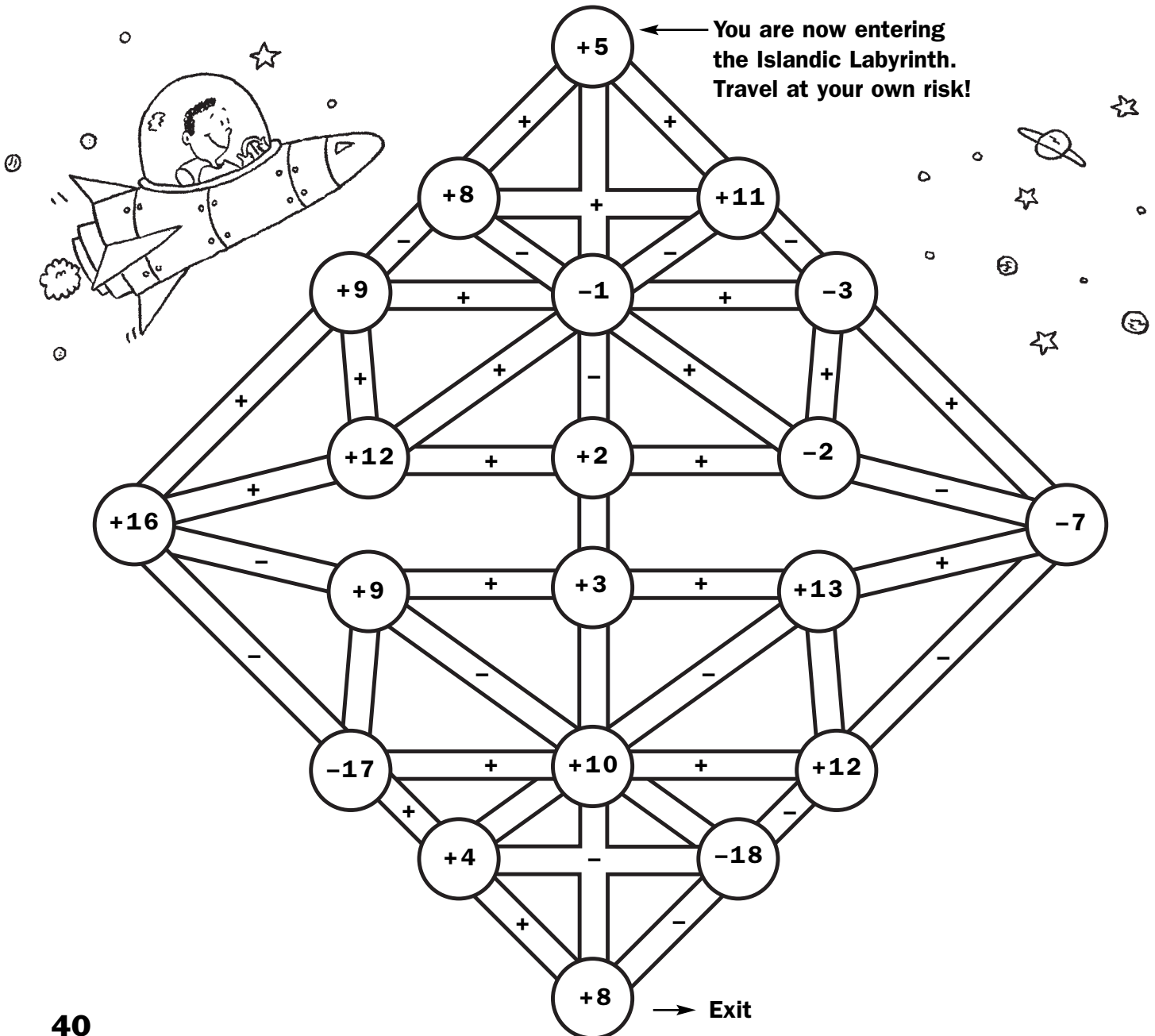
Galactic Math

Find your way through the Islandic Labyrinth. Begin your journey at the top. Move along the paths from one circle to the next, performing the operation indicated. For instance:

$$\begin{array}{c} \textcircled{+7} \\ \text{---} \\ \textcircled{-5} \end{array} = 12$$

$$\begin{array}{c} \textcircled{-8} \\ \text{---} \\ \textcircled{+3} \end{array} = -5$$

Tally your score as you go. You may never retrace your path or cross over it. When you get to the exit, if your score is 19, you may exit. If not, try again.



Name _____

Date _____

Brain Crusher

1. Get ready for fun, get ready for agony, get ready to solve a brain-crushing math square! Here's how. Place the nine numbers in the integer bank into the empty squares so that all of the columns and rows form correct mathematical sentences. All the numbers must be used once and there is only one answer. One of the numbers has been placed to get you started.

INTEGER BANK	-8 ✓	1	-3	11	-2	-1	9	-7	4
---------------------	-------------	----------	-----------	-----------	-----------	-----------	----------	-----------	----------

	+	-8	=	
-		-		-
	+		=	
=		=		=
	+		=	

2. Ready for another one? This time the numbers are in the puzzle, but the operation signs are missing. Place subtraction or addition signs in the empty boxes so that all of the columns and rows form correct mathematical sentences.

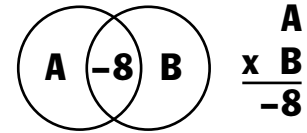
-4		-7	=	-11
-7		1	=	-6
=		=		=
3		-8	=	-5

Name _____

Date _____

Seven Circles

Get ready to solve these mind-boggling mystery circles! Here's how. Each circle has a mystery number value. Where some circles overlap, there is a number; this number is the product of the mystery values of the two circles. For instance:



- Solve these mystery circles by placing one of the following numbers into each circle: -3, -2, -1, 0, 1, 2, and 3 (each number is only used once). Then, write the numbers in the answer box.

Answer Box

A=

B=

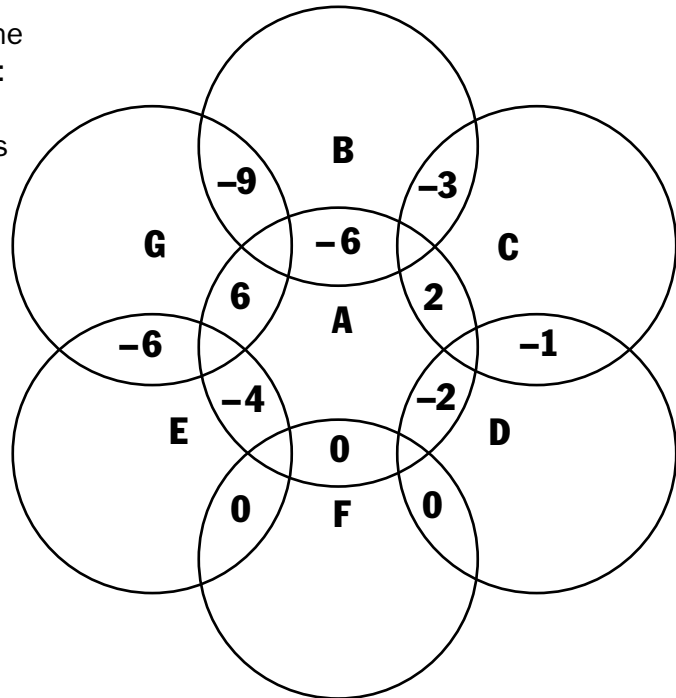
C=

D=

E=

F=

G=



- To solve these mystery circles, place one of the following numbers in each circle: -8, -7, -6, -3, 2, 4, and 9 (each number is only used once). Then, write the numbers in the answer box.

Answer Box

A=

B=

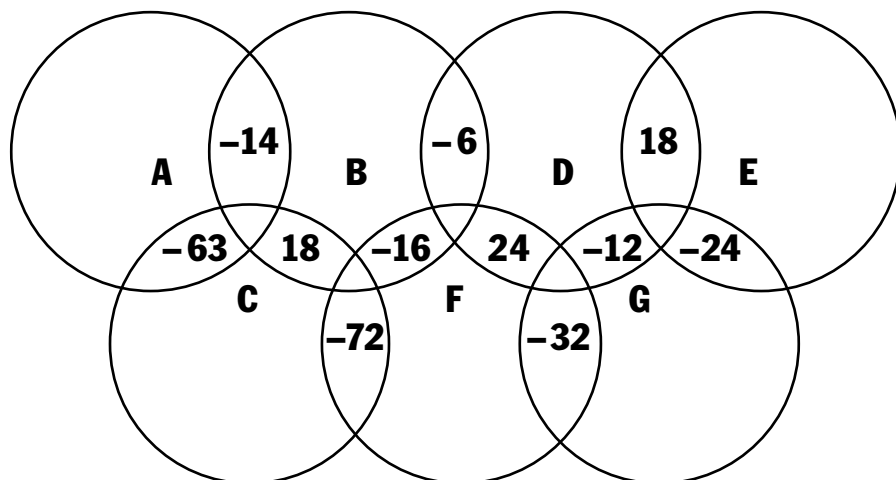
C=

D=

E=

F=

G=



Name _____

Date _____

Computer Glitch

The math teacher was creating a test on her computer late at night. All of a sudden she punched the wrong key, and all of the numbers scrambled. The divisors, dividends, and quotients are scattered around the page. Can you put the numbers back together so that when you divide the dividend by the divisor, you get the right quotient? You may want to use a calculator. The first one has been done for you.

1.

$$\begin{array}{r} 17 \\ -3 \overline{) -51} \end{array}$$

2.

$$\begin{array}{r} \\ 11 \overline{) } \end{array}$$

3.

$$\begin{array}{r} -7 \\ \overline{) } \end{array}$$

4.

$$\begin{array}{r} \\ -16 \overline{) } \end{array}$$

5.

$$\begin{array}{r} 12 \\ \overline{) } \end{array}$$

6.

$$\begin{array}{r} \\ \overline{) 153} \end{array}$$

7.

$$\begin{array}{r} \\ 21 \overline{) } \end{array}$$

8.

$$\begin{array}{r} \\ \overline{) -247} \end{array}$$

Answers

All Mixed Up, p. 5

2	2	4	1			1	9	4	3				
		8		2	7	8			5	8	4	1	1
	1	5	7	8		4	1	1	8			2	3
5	0	2				0					2		3
	6			8		2	1	7	2		1	1	6
9			6		6			8			1		
0		5				2	3	3	5				
6	7	0		1			2		2	9	0	8	

Crisscross Number Puzzles, p. 6

1. **1,352** 2. **3,278** 3. **8,200**
4. **2,346** 5. **3,450** 6. **9,610**
7. **7,551** 8. **3,139**

	A	B	C	D
E	3	2	7	8
F	1	3	5	2
G	3	4	5	0
H	9	6	1	0

9. **9,318** 10. **3,641** 11. **7,495**
12. **2,173** 13. **5,631** 14. **9,572**
15. **1,397** 16. **8,153**

	A	B	C	D
E	9	3	1	8
F	5	6	3	1
G	7	4	9	5
H	2	1	7	3

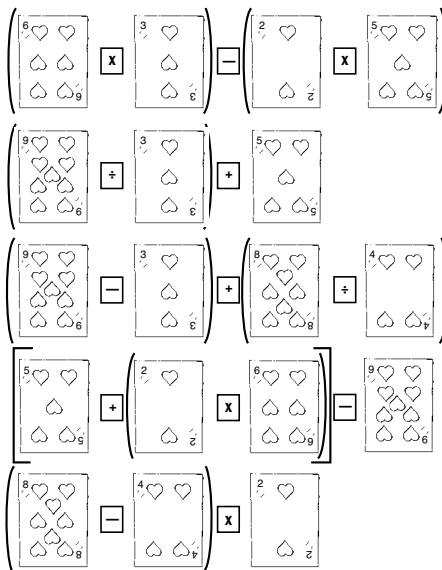
Fun Times, p. 7

A	3	8	4			
B	2					
C	2					
D	2					
E	5	6	8	4	0	
F	9					
G	0					
H	3					
I	1	1	8	0	1	4
J	5					
K	2					
L						
M						
N						
O						

Professor Dee Vision's Famous Crossword, p. 8

A	6	1	0				B	4	3	6			
B	8						C	9					7
C	8	2	2				D	3					1
D				E	1		F		G	6	3		1
E					1								0
F					0								1
G				H	5	3	9	I	3				6
H													
I								J		1	3	0	6
J								K	4	3	9	6	
K													
L													
M													
N													
O													

What a Card, p. 9



Ridiculous Riddles, p. 10

ten billions, billions, hundred millions	2	3	7	2	0	0	0	0	0	0	
billions	1	9	2	2	9	0	0	0	4	2	3
billions	3	2	8	9	0	0	0	0	0	0	0
billions, millions, hundred thousands, ten thousands, hundreds, tens, ones	1	1	0	0	5	0	0	0	7	0	9
billions, millions, ten thousands, hundreds, ones	3	3	0	0	2	1	1	1	9	3	5
billions, millions, ten thousands, hundreds, ones	7	0	0	0	0	0	0	0	0	0	0
billions, millions, ten thousands, hundreds, ones	4	1	8	4	5	0	2	2	1	0	9
billions, millions, hundred thousands, ten thousands, hundreds, ones	8	0	6	5	2	2	1	0	0	0	0


ten billions, billions, hundred millions, millions, ten thousands, hundreds, tens, ones	9	0	0	5	1	2	3	0	0	3	7
ten billions, millions, ten thousands, hundreds	2	2	1	7	9	9	5	2	1	0	0
ten billions, millions, ten thousands, hundreds	7	5	5	1	2	1	4	5	7	5	8
ten billions, billions, hundred millions, millions, hundred thousands, ten thousands, hundreds, tens, ones	2	8	0	0	0	0	0	0	0	7	7
ten billions, hundred thousands, hundreds	1	1	8	3	5	4	5	0	0	9	0
ten billions, hundred thousands, hundreds	2	1	2	1	7	8	3	5	6	5	7
ten billions, billions, hundred millions, hundred thousands, hundreds, tens, ones	8	7	9	0	0	0	9	3	2	1	1

More Ridiculous Riddles, p. 11

tens, tenths, hundredths, thousandths	5	4	3	•	1	2	7
thousands, tens, tenths	7	1	9	1	•	6	2
hundreds, ones, hundredths	8	4	8	•	2	0	1
thousands, hundreds, tens, tenths	9	0	2	4	•	7	8
hundreds, tens, ones, hundredths	3	2	1	•	1	1	9
ones, tenths, ten thousandths	4	•	5	6	1	0	7
hundreds, ones, hundredths	9	0	6	•	2	5	2
ones, tenths, ten thousandths	3	•	1	9	3	0	1

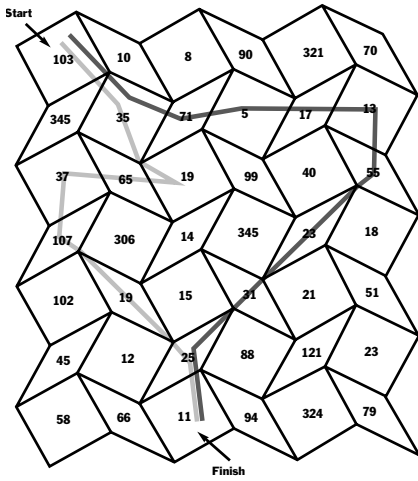
tenths, hundredths, thousandths, ten thousandths	3	•	7	1	0	6	3
ones, thousandths	1	1	2	•	4	4	6
tenths, hundred thousandths	8	•	7	1	3	9	4
tenths, hundredths, thousandths, ten thousandths	9	•	2	0	0	8	9
hundredths, millionths	•	2	3	1	8	9	2
tenths, hundred thousandths	5	•	0	2	7	9	1
tenths, hundredths, thousandths, ten thousandths	4	•	8	2	0	1	7

Amazing Primes, p. 12



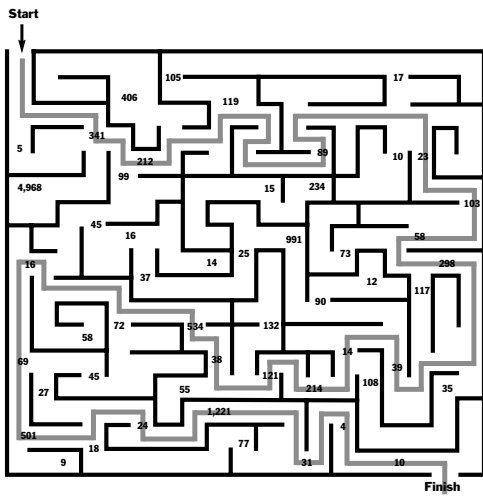
Answers

Pattern Block Maze, p. 13

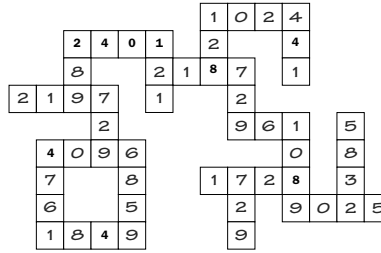


Darker line = "genius" path
Lighter line = "superstar" path

An Amaze-ing Discovery, p. 14




Exponent Experts Only, p. 16




$7^4 = 2,401$	$11^2 = 121$
$3^5 = 2,187$	$17^2 = 289$
$43^2 = 1,849$	$2^7 = 128$
$95^2 = 9,025$	$18^3 = 5,832$
$33^2 = 1,089$	$12^3 = 1,728$
$27^2 = 729$	$8^4 = 4,096$
$21^2 = 441$	$4^5 = 1,024$
$3^6 = 729$	
$13^3 = 2,197$	
$3^6 = 729$	
$31^2 = 961$	
$19^3 = 6,859$	
$69^2 = 4,761$	

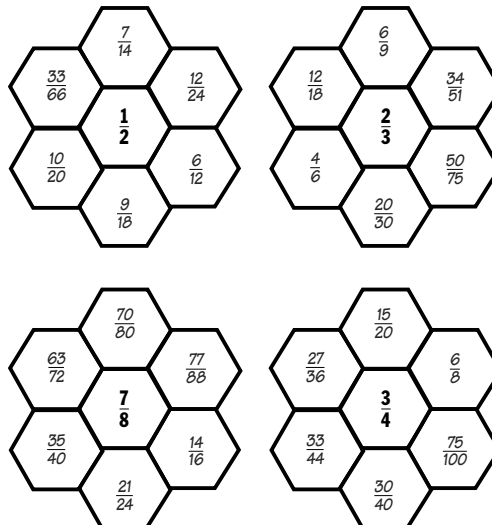
Master Maze, p. 17



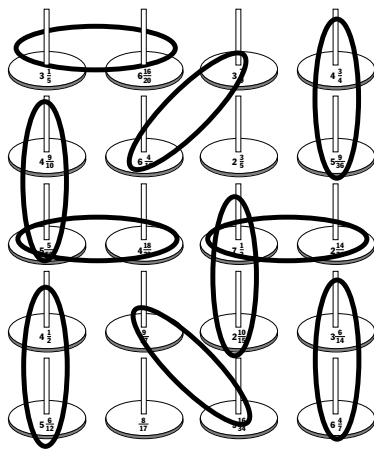
Maze Craze, p. 15



Fraction Flowers, p. 18



Ring Toss, p. 26



Mixed-Up Fractions, p. 27

1. = $4\frac{5}{28}$ 2. = $2\frac{19}{30}$ 3. = $4\frac{1}{21}$
 4. = $3\frac{3}{8}$ 5. = $3\frac{1}{2}$ 6. = $4\frac{1}{21}$
 7. = $4\frac{3}{10}$ 8. = $2\frac{11}{15}$ 9. = $1\frac{11}{35}$
 10. = $4\frac{5}{28}$ **PENMANSHIP**

Bull's Eye, p. 28

1. **Both landed on 5**
 2. $2\frac{3}{4}$ and **5**
 3. $1\frac{1}{4}$ and $1\frac{3}{5}$; **5 and 5**
 4. $3\frac{5}{8}$ and $2\frac{3}{4}$

Horsing Around with Fractions, p. 29

1-B, 2-C, 3-A, 4-E, 5-D, 6-G, 7-F

Cat Fun, p. 30

1. **M E T W O - F I F T H S**
O N E - F O U R T H
C
O N E - H A L F

2. **M**
O N E - E I G H T H
F O U R - F I F T H S
S E V E N - T E N T H S
T H R E E - T E N T H S
T H R E E - F O U R T H S
T H R E E - E I G H T H S
A P

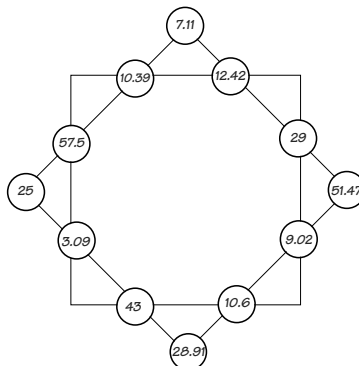
3. **C**
O N E - H A L F
R
R Y
F I V E - E I G H T H S
N
G
T H I R T E E N - S I X T E E N T H S
A
L
O N E - F I F T H
S

Square Madness, p. 31

- 9.09 < 9.18 18.3 > 18.03 31.8 > 30.4 54.1 > 54
 0.8 < 0.82 29.5 > 28.5 3.57 > 3.55 8.31 > 8.30
 6.71 < 6.75 41.05 < 41.5 0.009 < 0.09 5.20 > 5.10
 1.09 > 1.08 9.33 < 9.36 21.45 < 21.5 3.22 > 3.12
 7.91 > 7.90 0.102 < 0.12 0.73 > 0.71 93.4 > 93.0

3	.	5	7			0	.	1	2
1				.		.			9
.			9	.	1	8			.
8	.	3	1			2	1	.	5
				.			8		
				2			.		
5	.	2	0			9	3	.	4
4				.		.			1
.			0	.	7	3			.
1	.	0	9			6	.	7	5

Magic Square, p. 32



Silence, p. 33

S 10.7 G 29.6 A 203.2 E 57.3
 L 35.65 R 508.1 U 71.5 O 4.26
 N 89.07 Y 8.92 P 230.82 I 231
ARE YOU SLEEPING?

Spirals, p. 34

.	6	5	2	.	2	5	6
9	.	5	4	9	5	.	1
1	5	5	5	3	5	4	2
1	8	4	.	4	8	8	.
9	1	4	6	6	2	2	9
4	.	8	.	8	2	8	9
.	2	3	6	6	3	8	2
3	1	1	8	6	.	3	4

Spiral Out

Blocks

- 1-5 3.64 x 12 = **43.68**
 6-11 2.91 x 39 = **113.49**
 12-16 9.2 x 13 = **119.6**
 17-21 11 x 4.75 = **52.25**
 22-26 27 x 22.7 = **612.9**
 27-31 4.13 x 22 = **90.86**
 32-36 22.3 x 27 = **602.1**
 37-41 0.91 x 94 = **85.54**
 42-46 6.82 x 14 = **95.48**
 47-52 83.2 x 34 = **2,828.8**
 53-58 51.9 x 28 = **1,453.2**
 59-64 688.7 x 12 = **8,264.4**

Spiral In

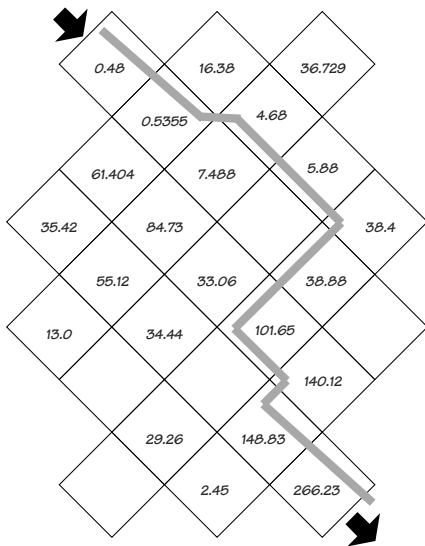
Blocks

- 64-61 1.115 x 4 = **4.46**
 60-56 47.05 x 6 = **282.3**
 55-50 1,354.7 x 4 = **5,418.8**
 49-47 564 x 0.5 = **282**
 46-43 16.9 x 5 = **84.5**
 42-38 189.1 x 5 = **945.5**
 37-32 40.603 x 2 = **81.206**
 31-27 34.045 x 2 = **68.09**
 26-22 3.072 x 3 = **9.216**
 21-17 10.45 x 5 = **52.25**
 16-12 1.3822 x 5 = **6.911**
 11-7 18.862 x 5 = **94.31**
 6-1 93.17 x 2 = **186.34**

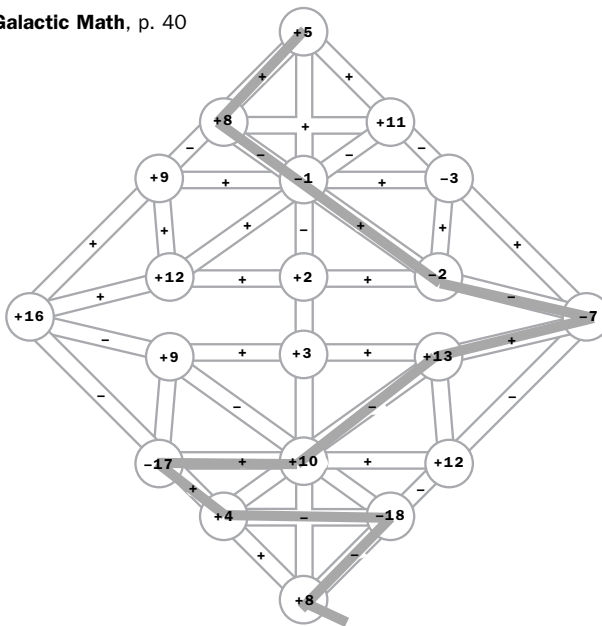
Dialing for Answers, p. 35

1. **109.6** 2. **52.8** 3. **450**
 4. **343.98** 5. **504.72** 6. **278.4**
 7. **456.75**
PEANUTS
 8. **11.75** 9. **385.2** 10. **91.6**
 11. **527.25**
A CAR

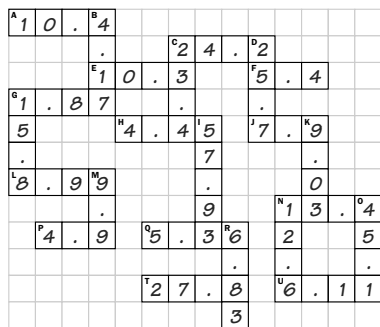
Brain-Bending Labyrinth, p. 36



Galactic Math, p. 40



What's the Point?, p. 37



Brain Rattler, p. 38

Order of answers within rows may vary:

$.25$	25%	$\frac{1}{4}$
$\frac{1}{10}$	10%	0.1
$\frac{33}{100}$	33%	0.33
80%	$\frac{4}{5}$	0.8

Shop Until You Drop, p. 39

Amelia bought a scarf, a miniskirt, a blouse, and a piece of jewelry: \$15.99 + \$50.14 + \$29.99 + \$14.99 = \$111.11 minus 10% discount (\$11.11) = \$100.00

Brain Crusher, p. 41

9	+	-8	=	1
-		-		-
-2	+	-1	=	-3
=		=		=
11	+	-7	=	4

-4	+	-7	=	-11
-		-		-
-7	+	1	=	-6
=		=		=
3	+	-8	=	-5

Seven Circles, p. 42

Answer Box 1

- A= -2
- B= 3
- C= -1
- D= 1
- E= 2
- F= 0
- G= -3

Answer Box 2

- A= -7
- B= 2
- C= 9
- D= -3
- E= -6
- F= -8
- G= 4

Computer Glitch, p. 43

1.	2.	3.	4.
$\begin{array}{r} 17 \\ -3 \overline{) -51} \end{array}$	$\begin{array}{r} -4 \\ 11 \overline{) -44} \end{array}$	$\begin{array}{r} -7 \\ -15 \overline{) 105} \end{array}$	$\begin{array}{r} 32 \\ -16 \overline{) -512} \end{array}$
5.	6.	7.	8.
$\begin{array}{r} -12 \\ 4 \overline{) -48} \end{array}$	$\begin{array}{r} -17 \\ -9 \overline{) 153} \end{array}$	$\begin{array}{r} -11 \\ 21 \overline{) -231} \end{array}$	$\begin{array}{r} 13 \\ -19 \overline{) -247} \end{array}$